



Mountain Rides Transportation Authority

Public Notice

Regular Meeting of the Board of Directors

Wednesday, February 7, 2024, 1:00pm

Join on your computer, mobile app or room device

[Click here to join the meeting](#)

Meeting ID: 290 318 129 916

Passcode: R2yYDg

Mountain Rides Board of Directors

Chair Grady Burnett (Sun Valley), Vice-Chair Tom Blanchard (Bellevue), Secretary Kristin Derrig (Ketchum), Peter Hendricks (Sun Valley), TBD (Blaine Co.), Martha Burke (Hailey), Neil Bradshaw (Ketchum) and Melody Mattson (at-large)

Agenda

1. **Call to Order**
2. **Comments** from the Chair, Members, and Staff
3. **Public Comment** re: Items not on the Agenda (and questions from the press)
4. **Action item:** Consent Agenda (p.2)
 - a. Approve/file: Minutes of Regular Board Meeting, December 20, 2023 (p.3-6)
 - b. Receive/file: Performance Dashboard, December 2023 (p.6-28)
 - c. Receive/file: November and December 2023 Operating Fund Financial Statements and Bills Paid, and December 2023 quarterly Capital, Facilities, Workforce Housing, and Contingency Fund Financial Statements and Bills Paid (p.29-53)
 - d. Receive/file: Report from Director, Fleet, Maintenance & Facilities; Director, Communications; Director, Transit Operations; Manager, Finance & Administration; Executive Director (p.54-58)
 - e. Approve/file: Board of Directors' Meeting Venue(s) for 2024 (p.59-60)
5. **Discussion item:** February 21, 2024, Strategic Workshop (p.61)
6. **Discussion item:** Items of Interest to the Members (p.62)
7. **Adjourn**

Public information regarding agenda items is available from Mountain Rides at 800 1st Ave. North, Ketchum, or 208-788-7433. Anyone needing special accommodation to attend the above-noticed meeting should contact Mountain Rides, at 208-788-7433, two days prior to the meeting.

Mountain Rides Agenda Action Item Summary

Date: February 7, 2024

From: Board of Directors

Action Item: 4. Consent Agenda

Committee Review: Yes No

Committee Purview: F&P Committee; P&M Committee

Previously discussed at board level: Yes No

Recommended Motion: I move to receive, approve, adopt, and file the Consent Agenda.

Fiscal Impact: NA

Related Policy or Procedural Impact: NA

Background:

- a. Approve/file: Minutes of Regular Board Meeting, December 20, 2023.
- b. Receive/file: Performance Dashboard, December 2023.
- c. Review: November and December 2023 Operating Fund Financial Statements and Bills Paid, and December 2023 quarterly Capital, Facilities, Workforce Housing, and Contingency Fund Financial Statements and Bills Paid
- d. Receive/file: Report from:
 - 1) Director, Fleet, Maintenance and Facilities (Carlos Tellez)
 - 2) Director, Community Transportation Services (Kim MacPherson)
 - 3) Director, Transit Operations (Jamie Canfield)
 - 4) Manager, Finance & Administration (Jerry Garcia)
 - 5) Executive Director (Wally Morgus)
- e. Approve/file: Board of Directors' Meeting Venue(s) for 2024



RECORDED

**REGULAR MEETING MINUTES
MOUNTAIN RIDES TRANSPORTATION AUTHORITY
Wednesday, December 20, 2023, 1:00 p.m.
Conference Call and in person, Ketchum City Hall, Ketchum, ID**

The Mountain Rides Transportation Authority's Board of Directors met in a Regular Meeting in person and on a conference call.

PRESENT: Chair Melody Mattson (at-large), Vice-chair Tom Blanchard (Bellevue), Martha Burke (Hailey), Grady Burnett (Sun Valley), Peter Hendricks (Sun Valley), Neil Bradshaw (Ketchum), Kristin Derrig (Ketchum), and Kathleen Kristenson (Blaine County)

ALSO PRESENT: Mountain Rides Executive Director, Wally Morgus
Mountain Rides Director, Communications, Kim MacPherson
Mountain Rides Director, Maintenance, Carlos Tellez
Mountain Rides Manager of Finance, Jerry Garcia
Mountain Rides Finance & Administration Specialist, Liz Ruiz
Mountain Rides Facilities Manager, Eric Humbach
Brady Workman, Workman & Co. CPAs
Jolyon Sawrey, Vital Ink Architecture
Destry Simpson, owner's rep

1. CALL TO ORDER

Vice – chair Tom Blanchard called to order the meeting of Wednesday, December 20, 2023, at 1:00 pm via conference call and in person at Ketchum City Hall, Ketchum, ID. Tom took roll and determined that a quorum was present.

2. COMMENTS FROM THE CHAIR, BOARD MEMBERS, and STAFF

There were none.

3. PUBLIC COMMENTS

There were none.

4. PRESENTATION

Brady Workman of Workman & Co. CPAs presented the FY2023 Audited Financial Statements. They issued an “unmodified” opinion for Mountain Rides which is the highest opinion you can give. They did a single audit for expenses and issued an “unmodified” opinion as well. That is key as we go for grants. He noted there was nothing alarming.

5. **ACTION ITEM:** Approve/receive/file FY2023 Audited Financial Statements
Neil Bradshaw moved to approve, receive, and file the FY2023 Audited Financial Statements for Mountain Rides Transportation Authority as prepared by Workman & Co. CPAs. Martha Burke seconded. The motion passed.

6. **PRESENTATION**
Vital Ink Architecture (Jolyon Sawrey), New Bellevue BEB Facility Design
Wally Morgus introduced Jolyon Sawrey as the architect for the project. He also introduced Destry Simpson as our “owner’s rep” for the project. Jolyon said the permit is set for February 2024 for a spring start. Jolyon showed the building on his CAD software to the board members.

7. **ACTION ITEM:** Consent Agenda
 - a. *Approve: Minutes of Regular Board Meeting, November 15, 2023*
 - b. *Receive/file: Minutes of Finance & Performance Committee Meeting, Dec 6, 2023*
 - c. *Receive/file: Minutes of Planning & Marketing Committee Meeting, Dec 6, 2023*
 - d. *Receive/file: Performance Dashboard report for December 2023*
 - e. *Receive/file: October 2023 Operating Fund Financial Statements and Bills Paid*
 - f. *Receive/file: Reports from Director, Fleet, Maintenance & Facilities; Director, Communications; Director, Transit Operations; Manager, Finance & Administration; Executive Director***Kristin Derrig moved to receive, approve, adopt, and file the Consent Agenda. Martha Burke seconded. The motion passed.**

8. **ACTION ITEM:** Elect and Seat Board of Director Officers for 2024
Neil Bradshaw moved to elect and seat, effective January 1, 2024, for a term ending December 31, 2024, Grady Burnett, Tom Blanchard, Kristin Derrig, and Gerardo Garcia-Izarraras, as Chair, Vice-Chair, Secretary, and Treasurer, respectively, of the Board of Directors of Mountain Rides Transportation Authority. Kristin Derrig seconded. The motion passed.

9. **DISCUSSION ITEM: Board of Directors’ Meeting Venue(s) for 2024**
Neil Bradshaw said they will give us the Air Service board meeting schedule and we can schedule around them.
Wally Morgus said there will be no meetings in January.

10. **DISCUSSION ITEM: Strategic Workshop, Feb 7, 2024**
Wally Morgus said that Kat is not available on Feb 7th, so the meeting has been changed to February 21, 2024.
Neil Bradshaw suggested having a regular board meeting on February 7th.

11. **DISCUSSION ITEM:**
Items of Interest to the Members
Tom Blanchard said he was on the bus the day of the accident going south from Ketchum. He was on the bus for over two hours. He was pleased with the attitudes of the people on the long bus ride.

Kim MacPherson mentioned that a rider called and gave kudos to our drivers for the way they handled the situation. He thought they were very professional.

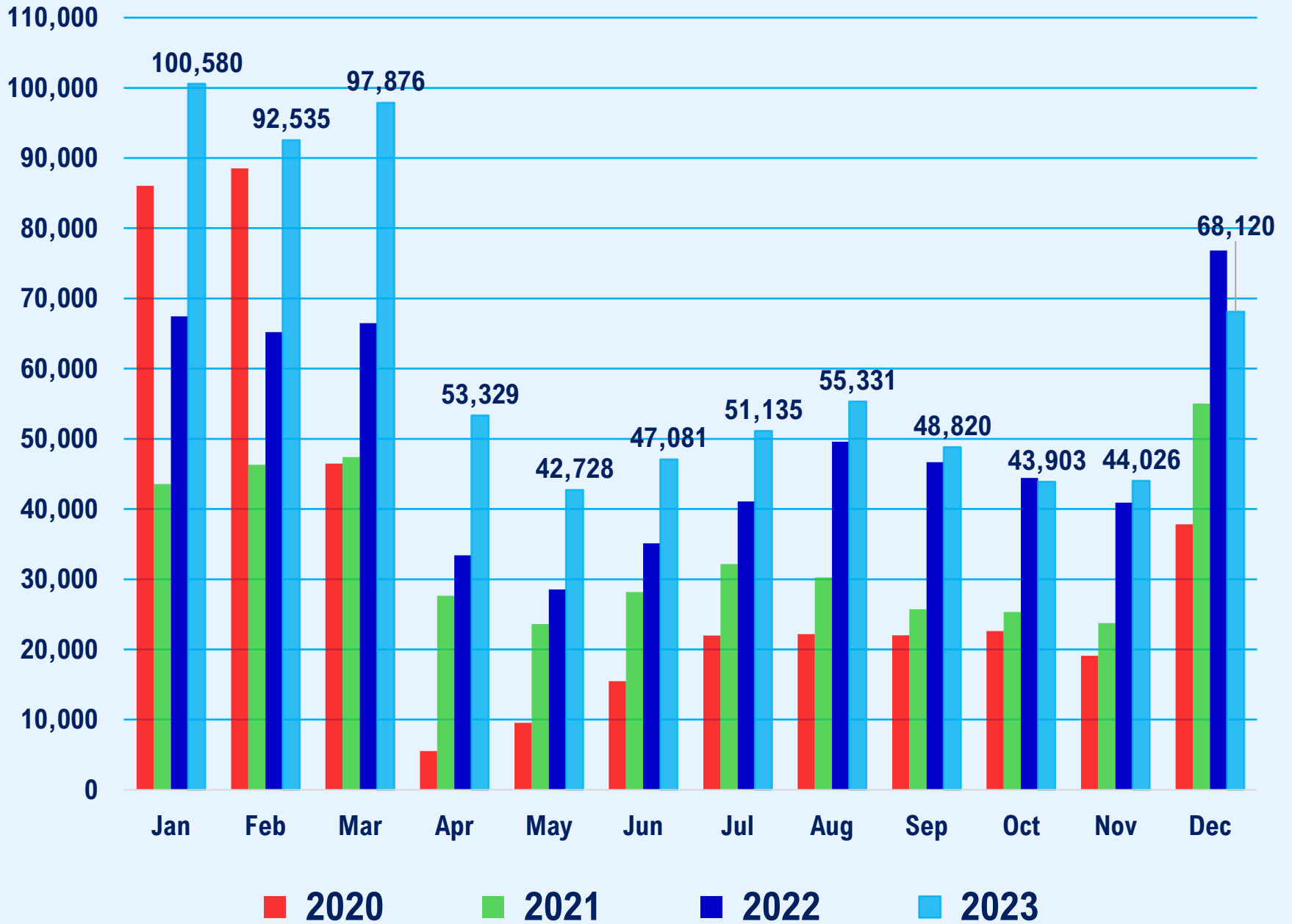
Grady Burnett said it's a reflection among the staff and everyone at Mountain Rides that the audit comes across as so stellar. He said thank you to everyone at Mountain Rides.

12. ADJOURNMENT

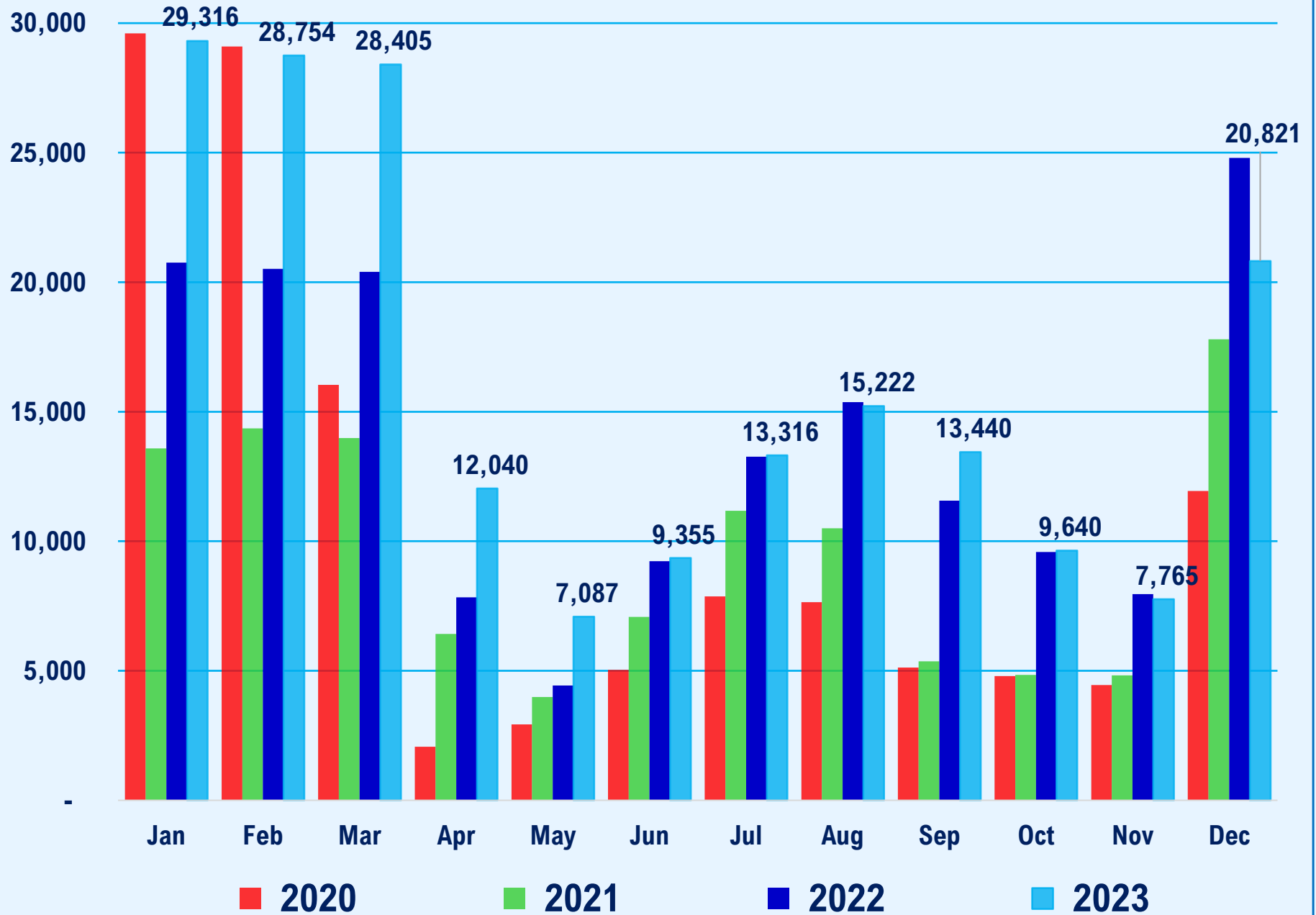
Neil Bradshaw moved to adjourn the meeting at 1:59pm. Grady Burnett seconded. The motion carried unanimously.

Vice – Chair Tom Blanchard

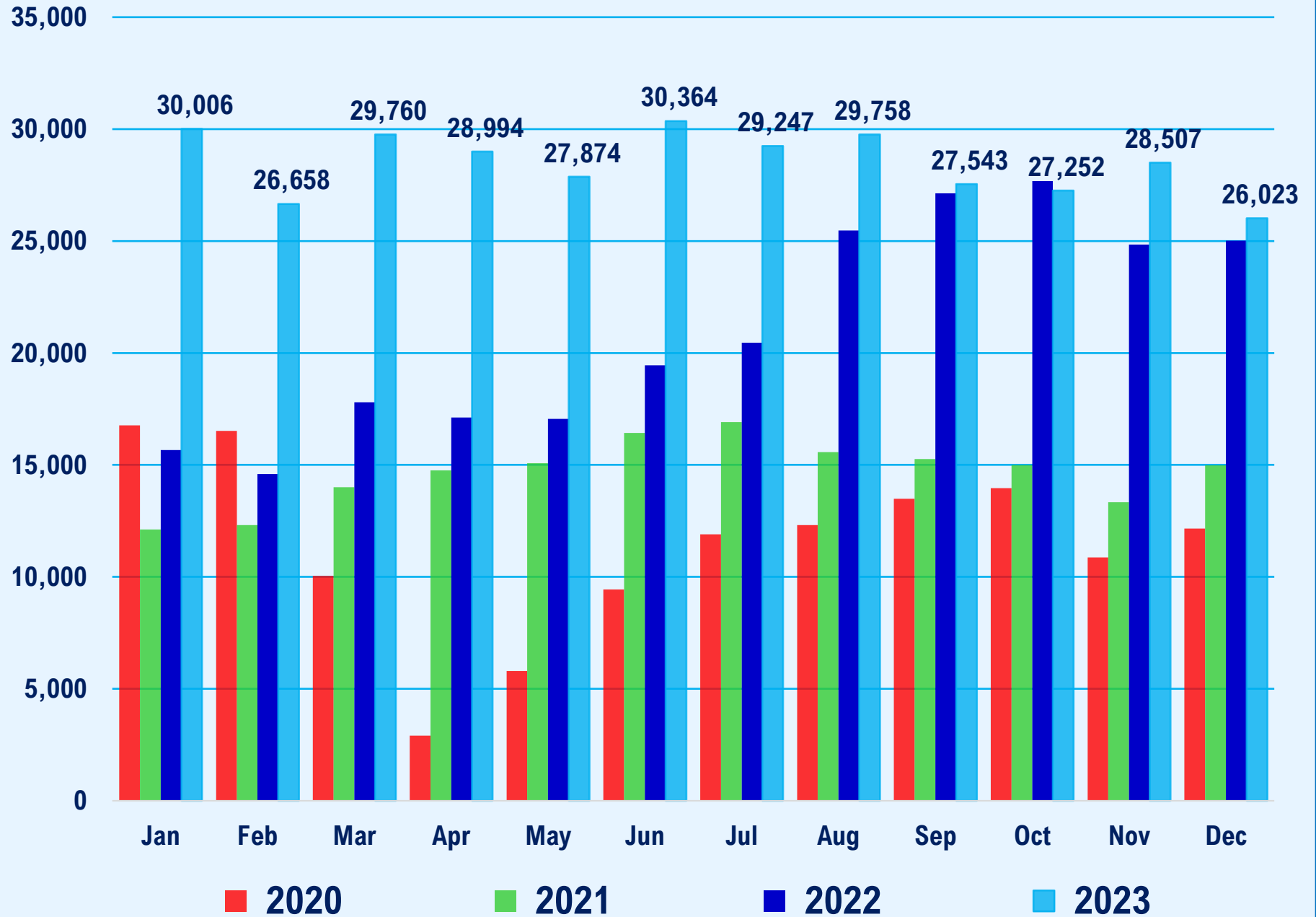
MRTA Total Riders



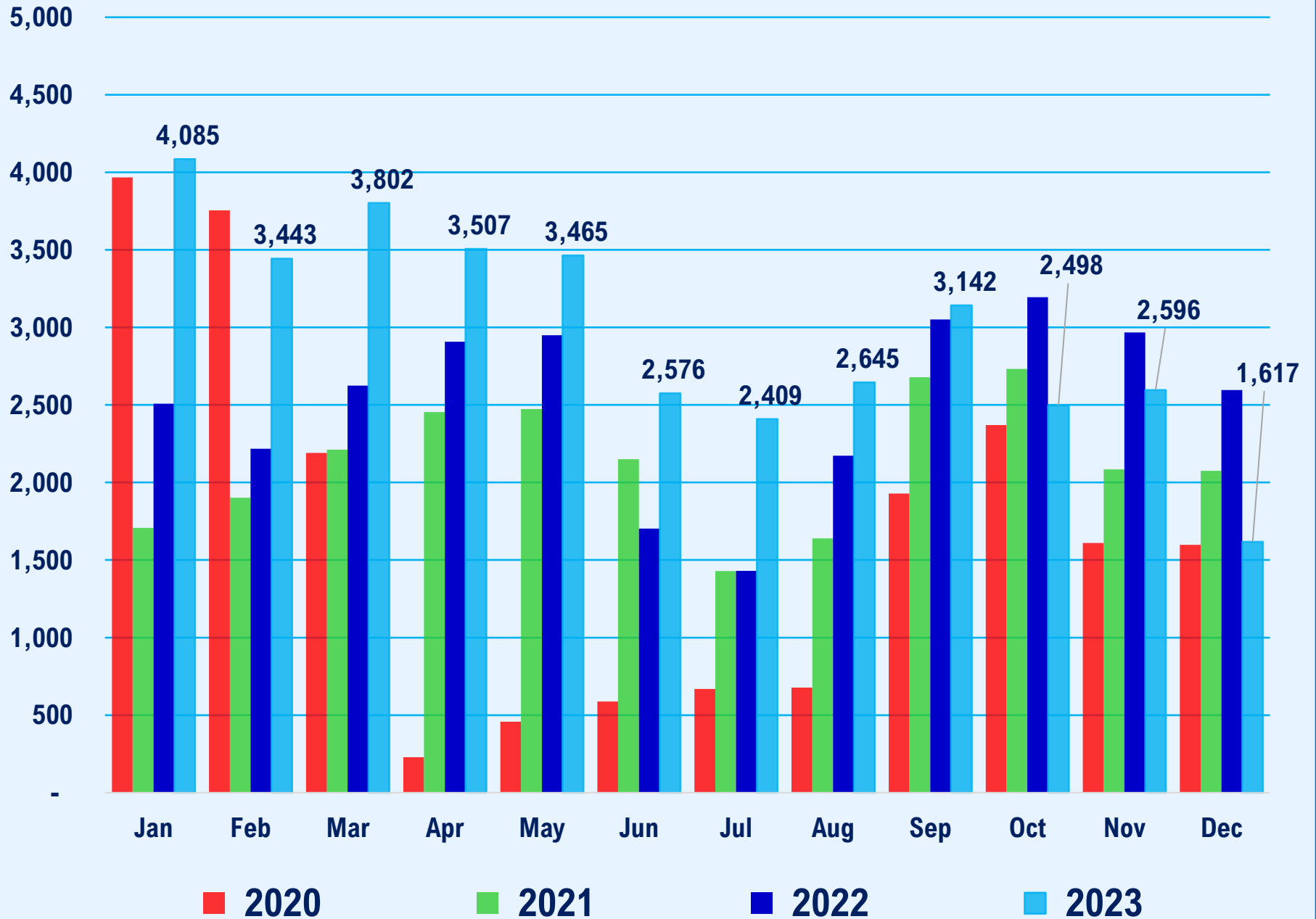
MRTA Blue Route Riders



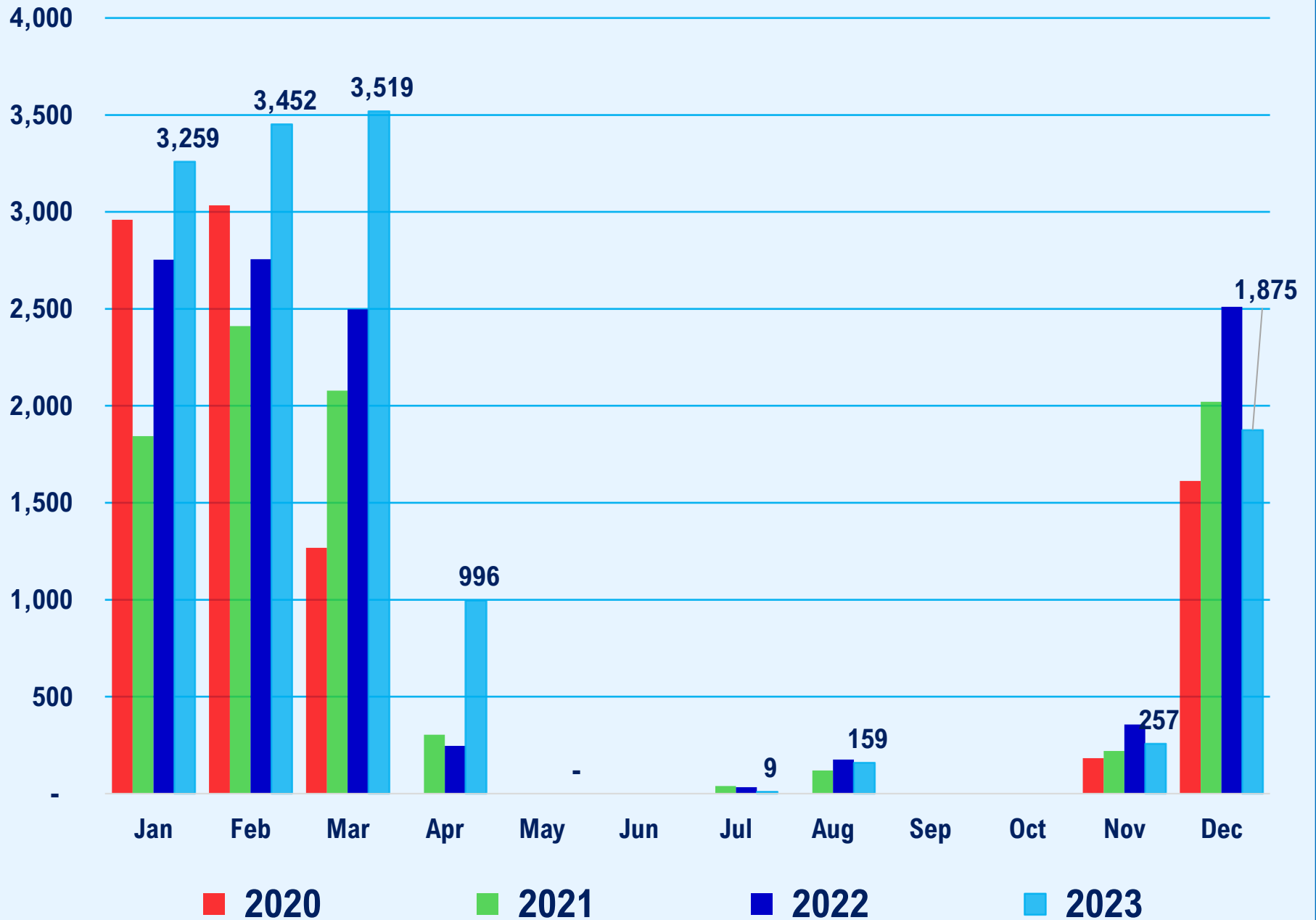
MRTA Valley Route Riders



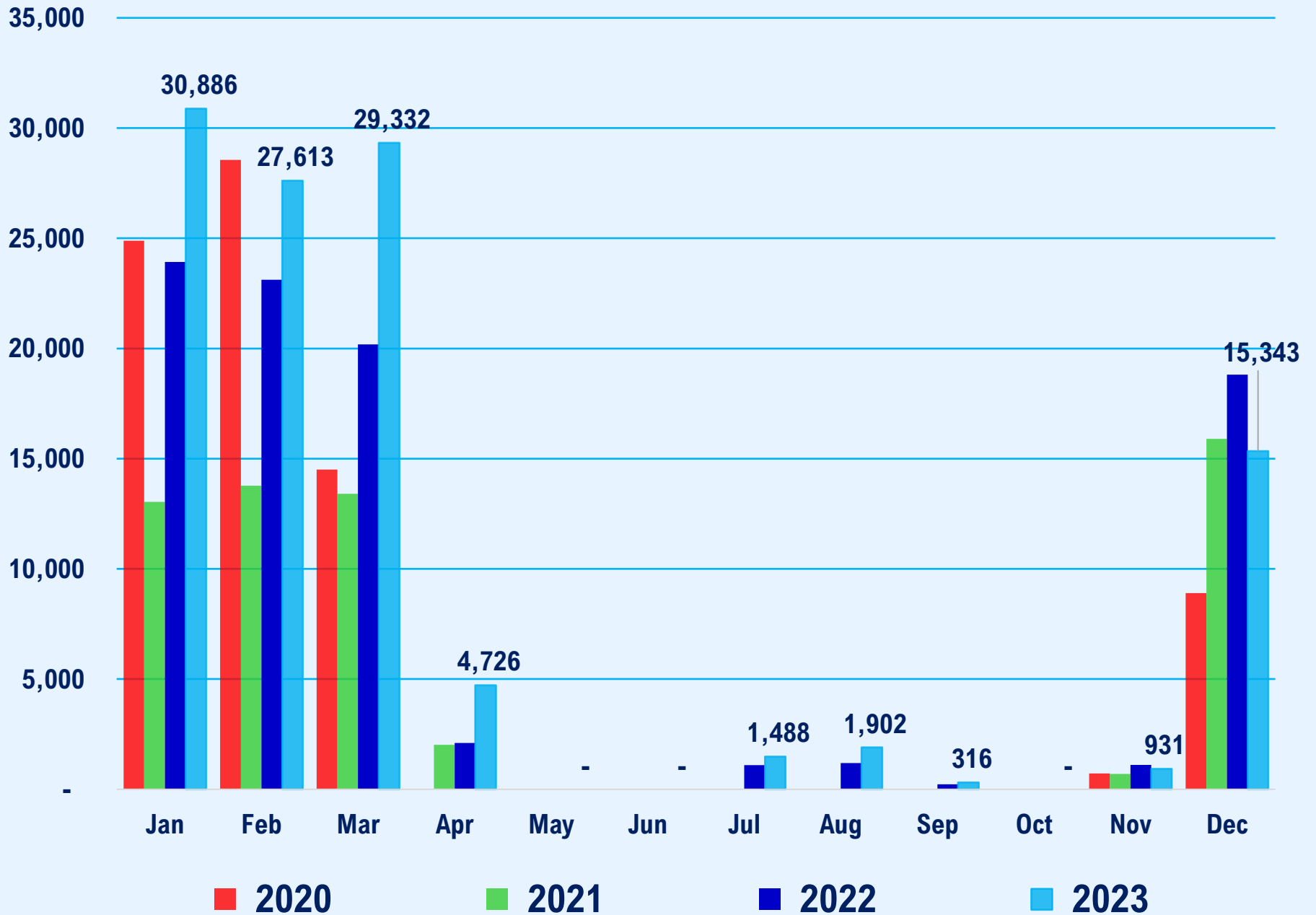
MRTA Hailey Route Riders



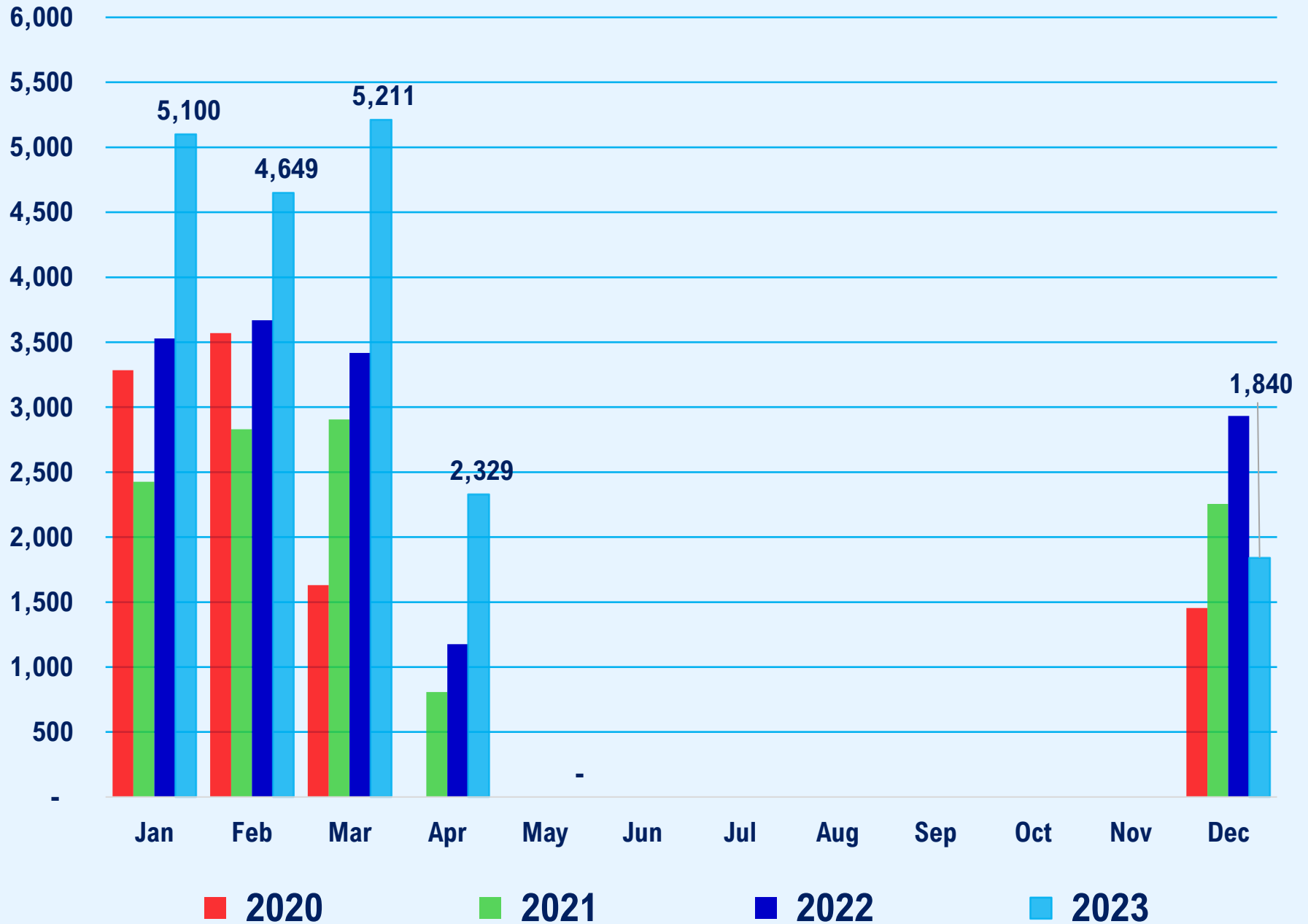
MRTA Red Route Riders



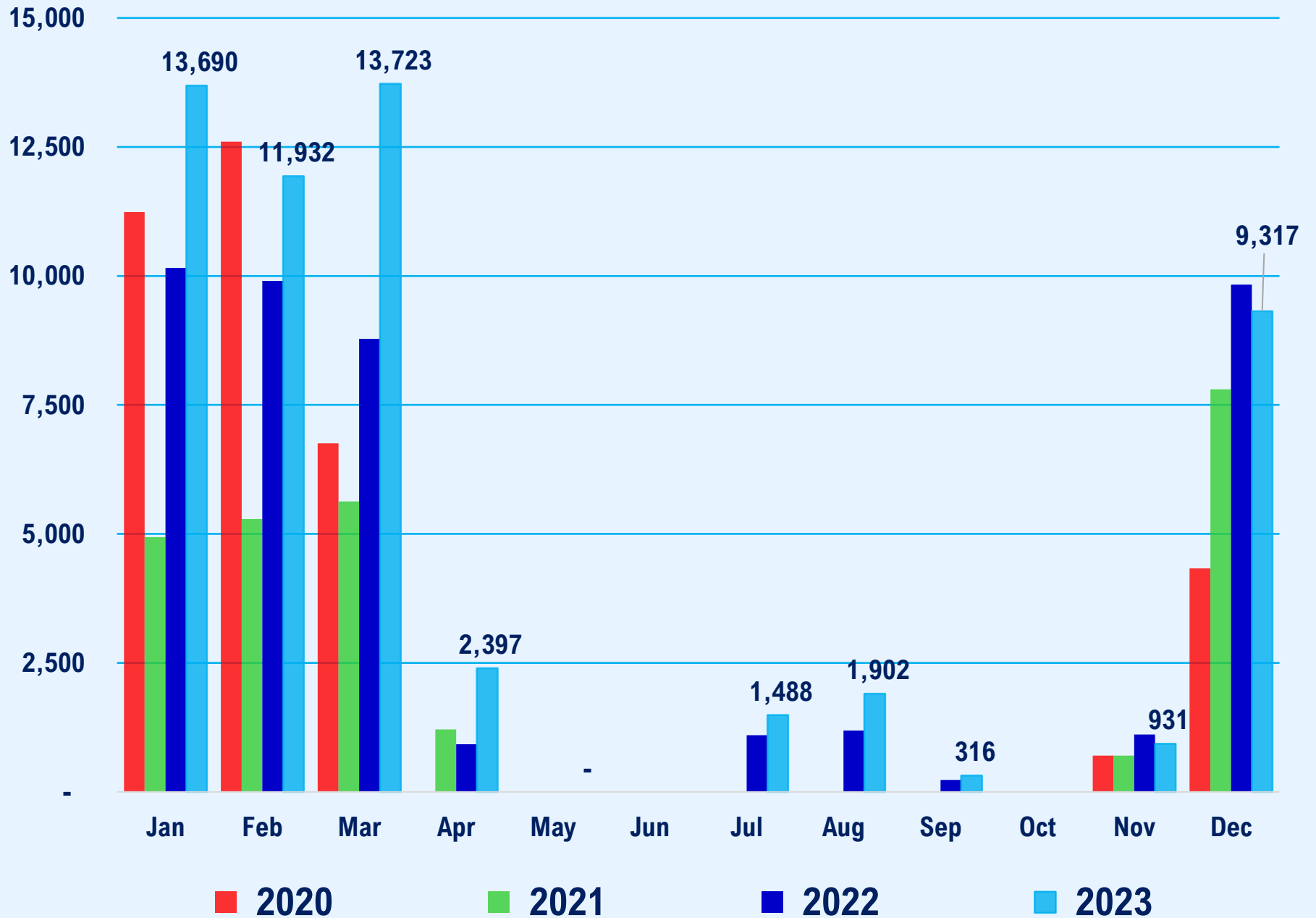
MRTA Resort Routes (Bronze, Silver, Gold) Riders



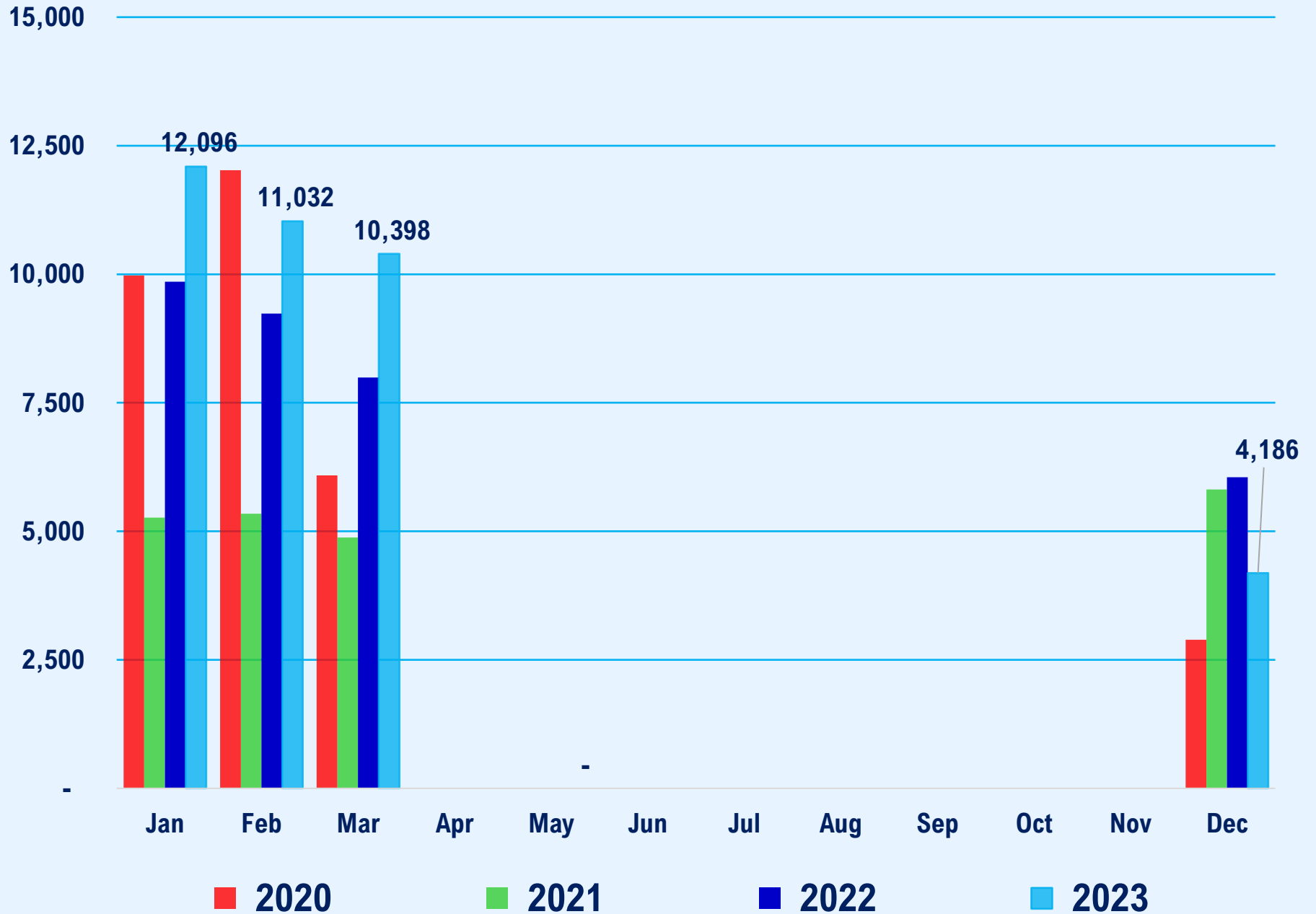
MRTA Bronze Route Riders



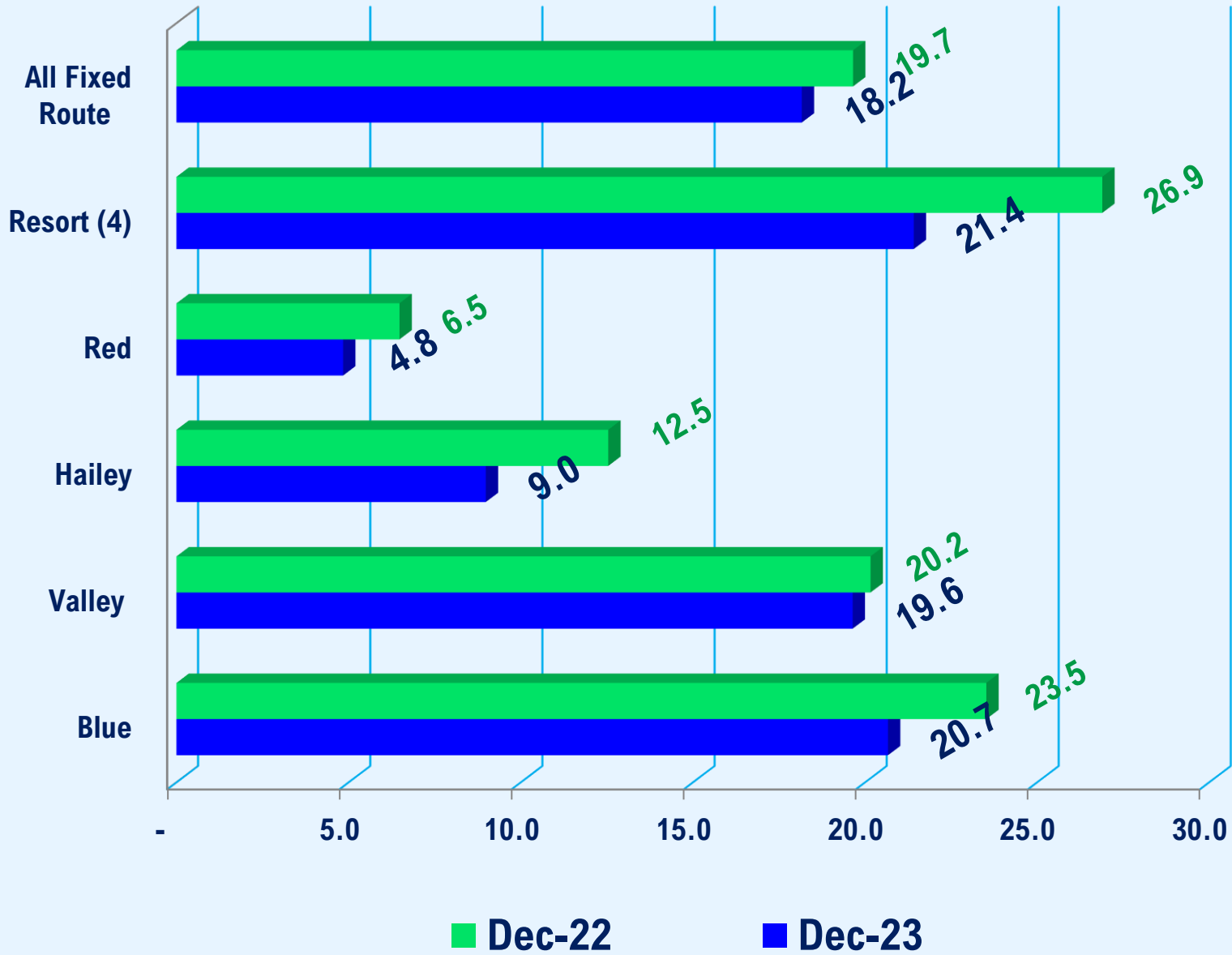
MRTA Silver Route Riders



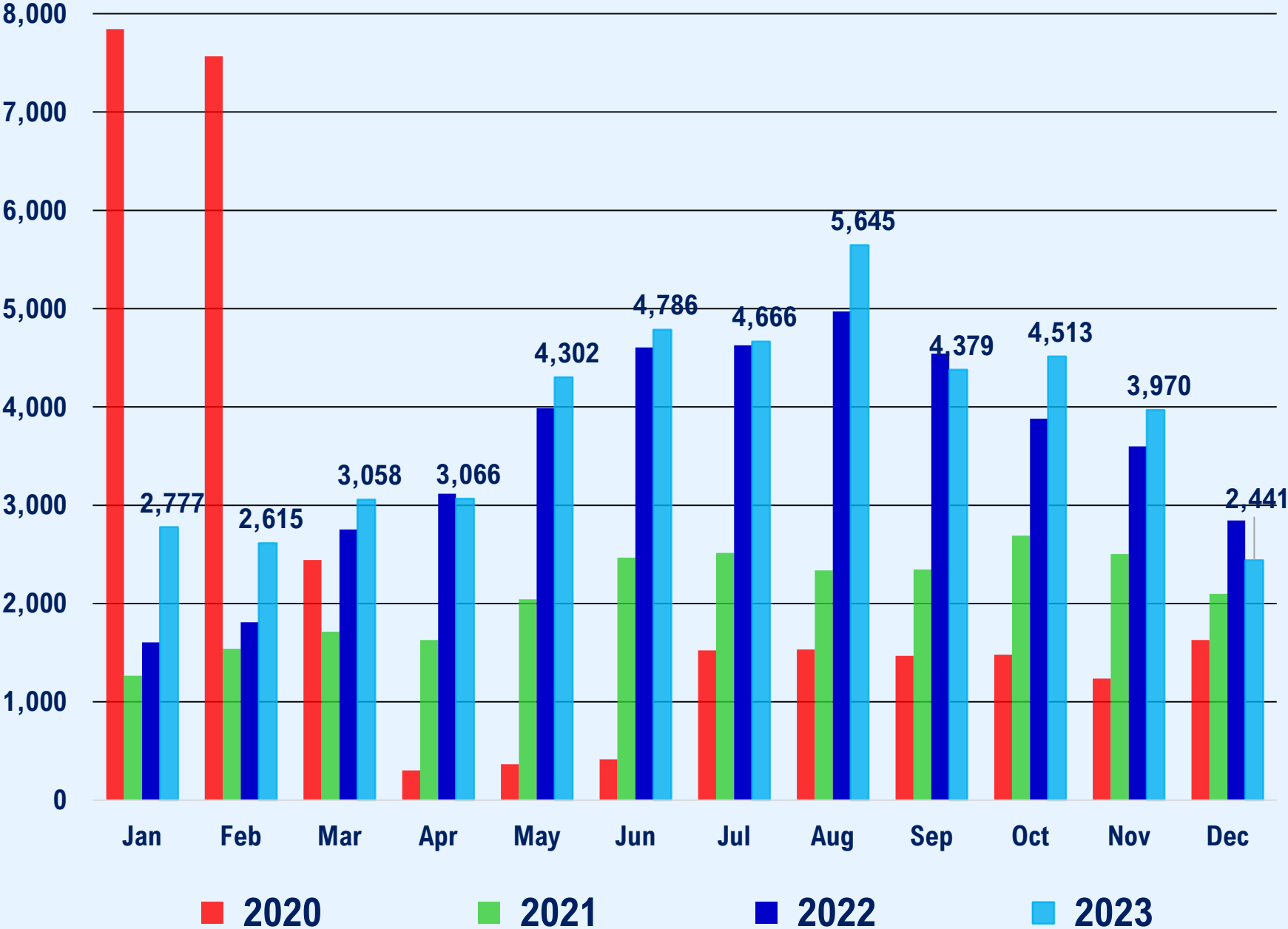
MRTA Gold Route Riders



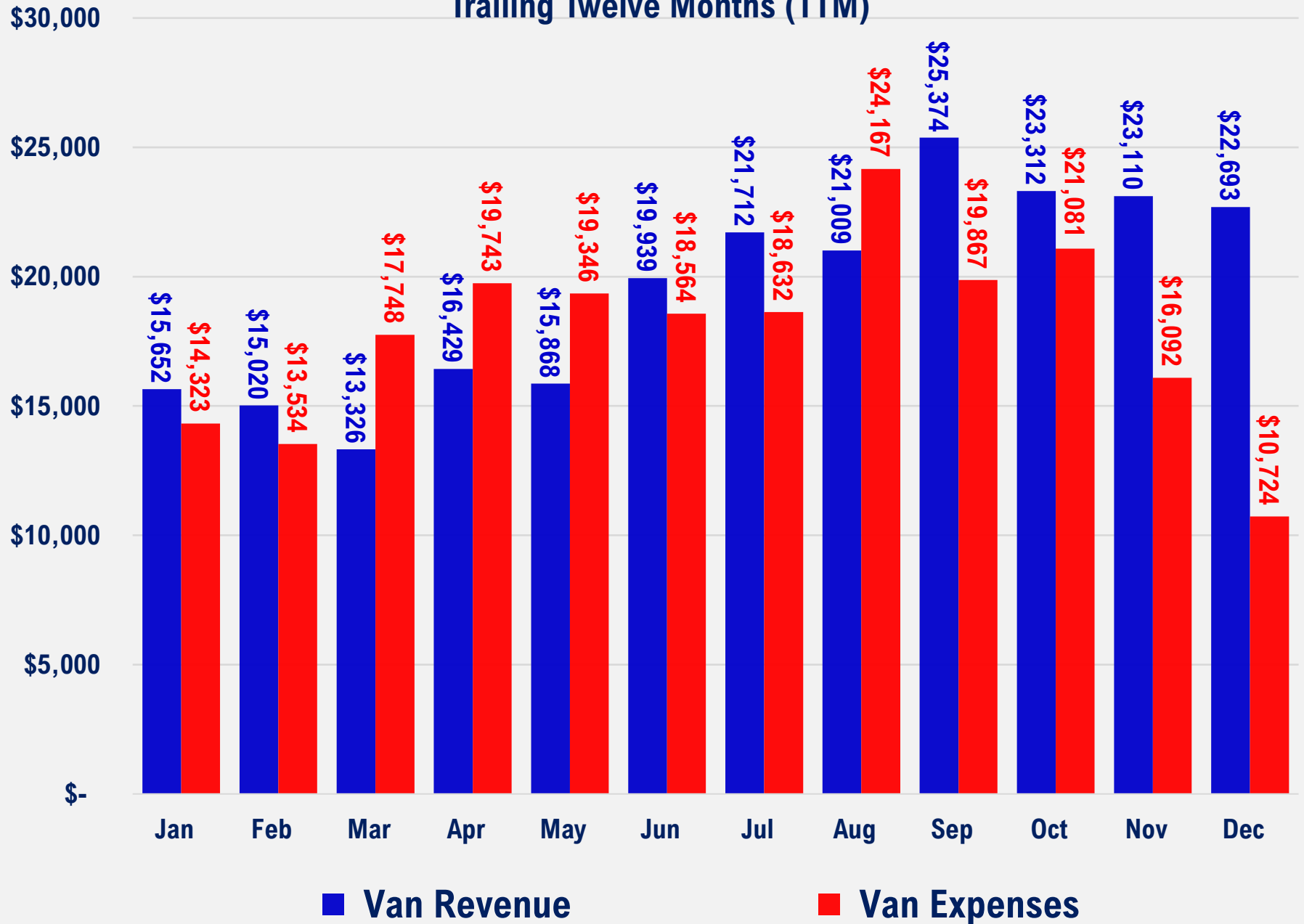
MRTA Riders per Hour



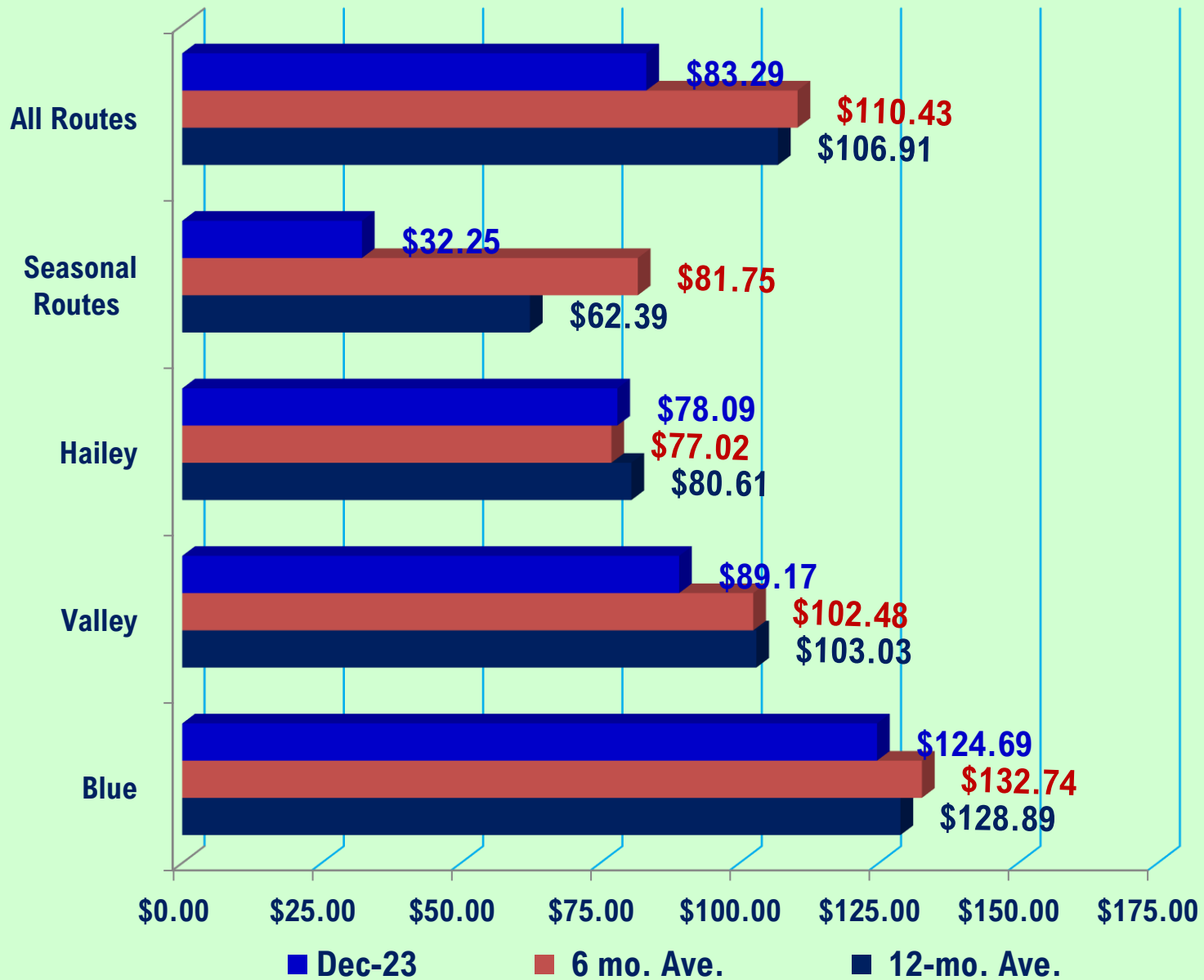
MRTA Vanpool Riders



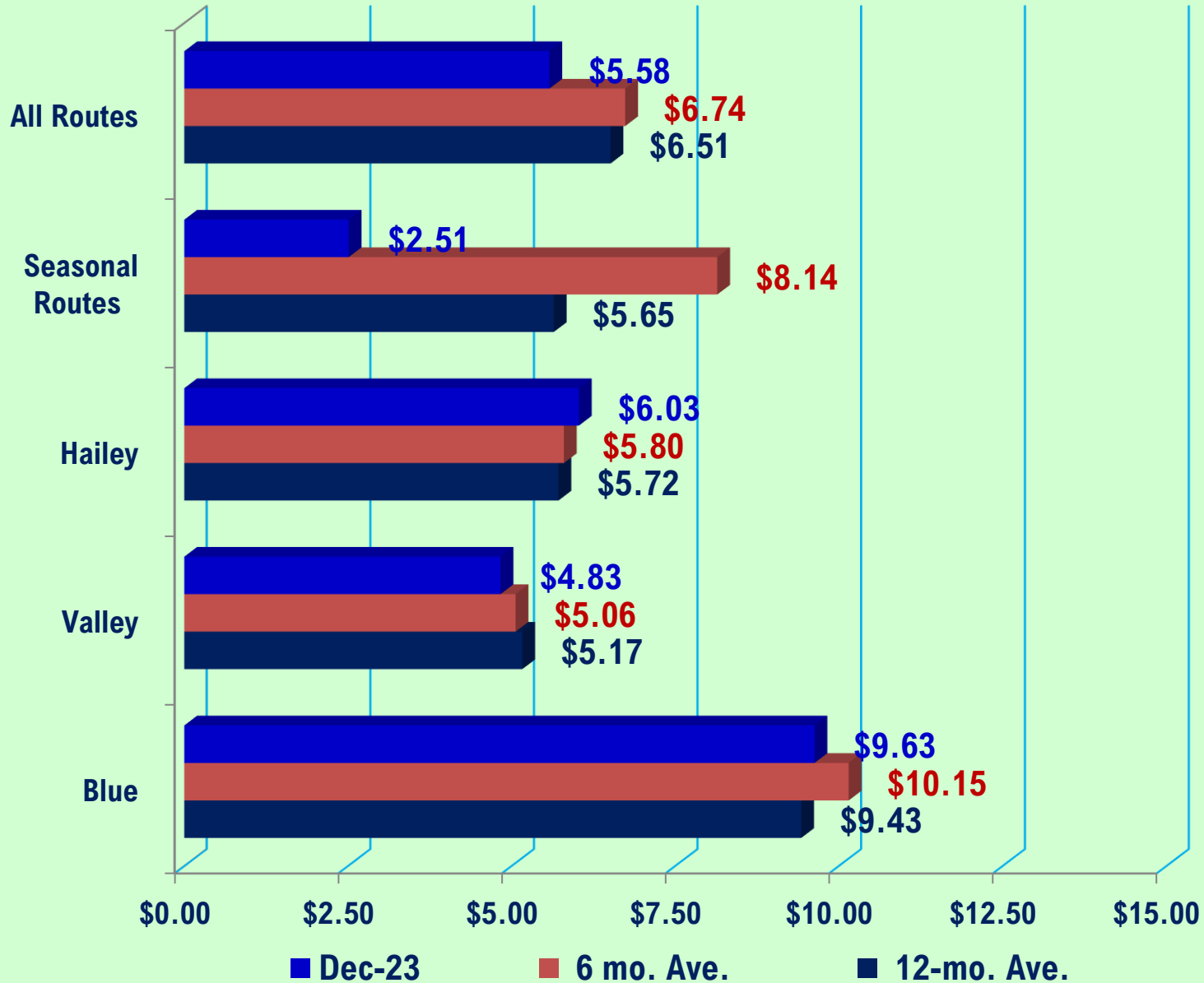
Vanpool Revenue & Expense Trailing Twelve Months (TTM)



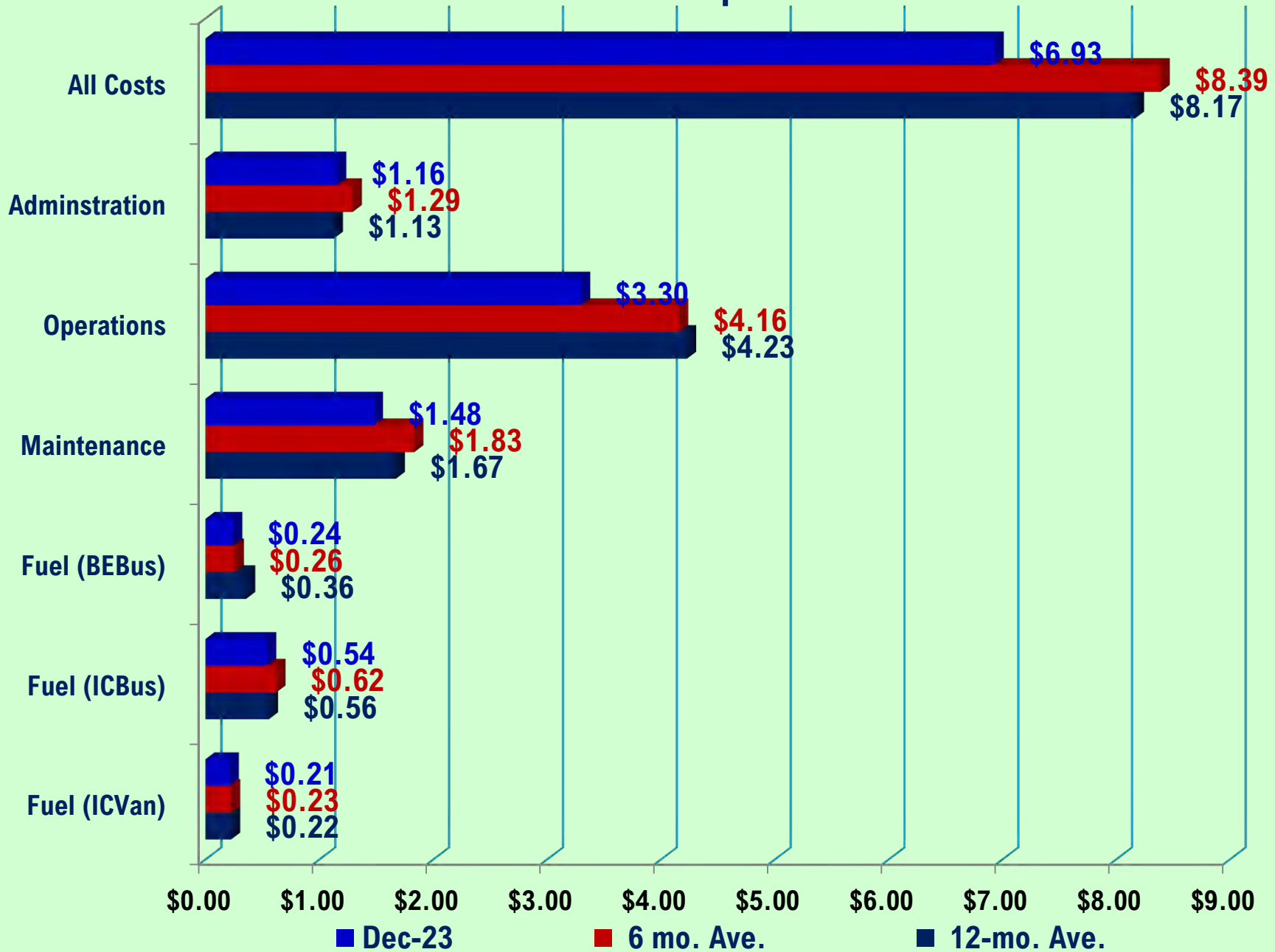
MRTA Cost per Hour of Service



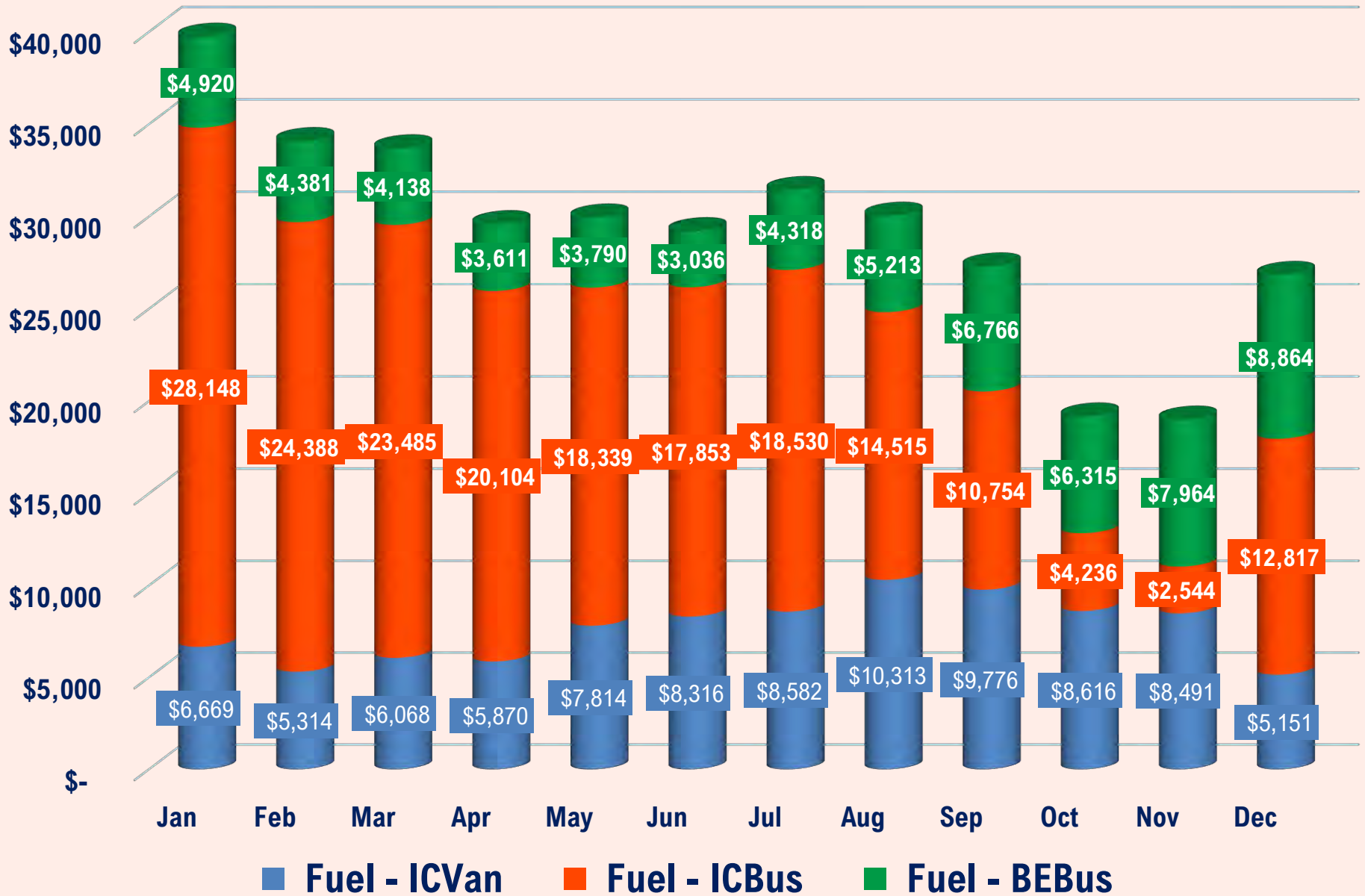
MRTA Cost per Mile of Service



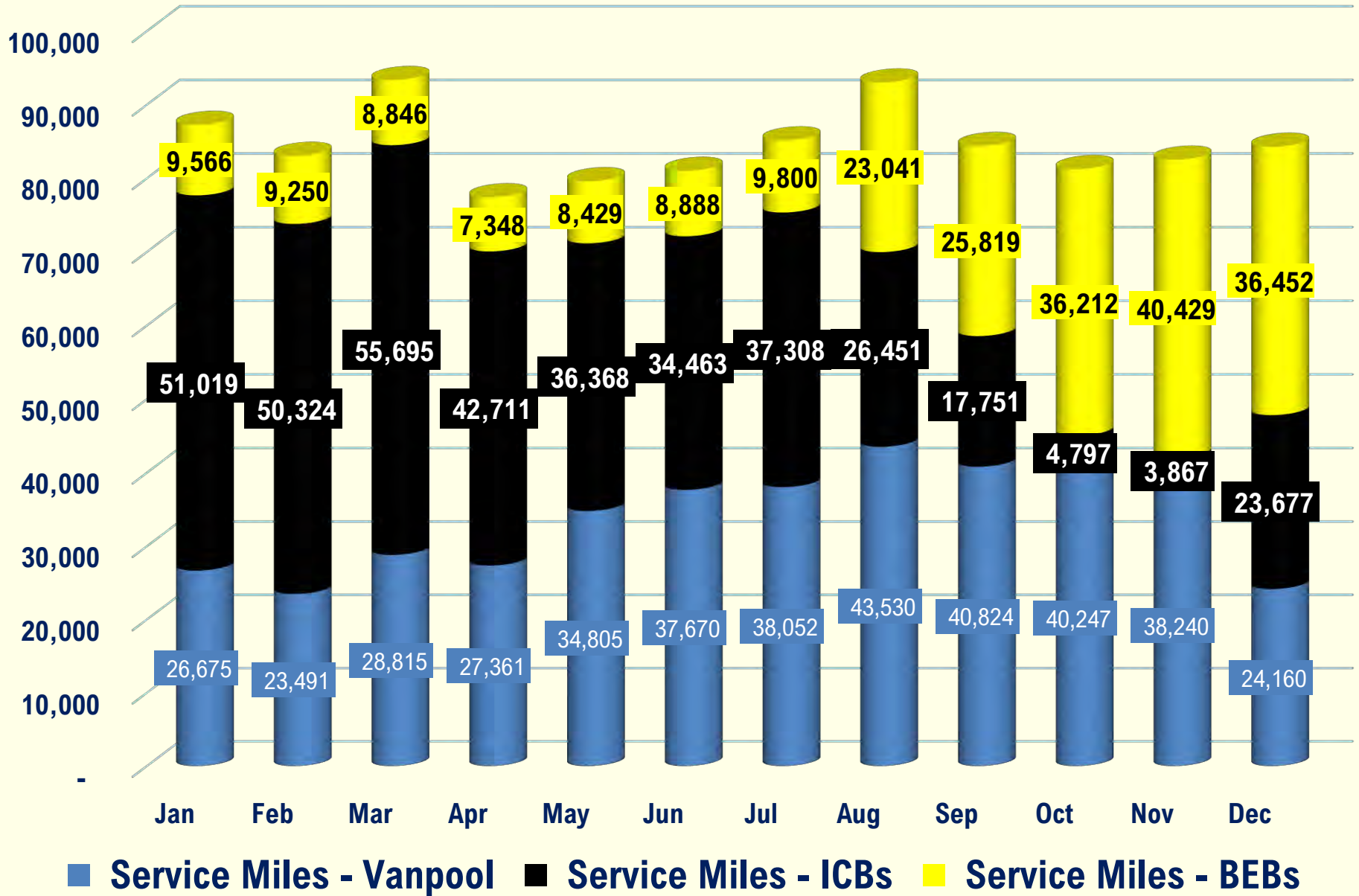
MRTA Cost per Mile



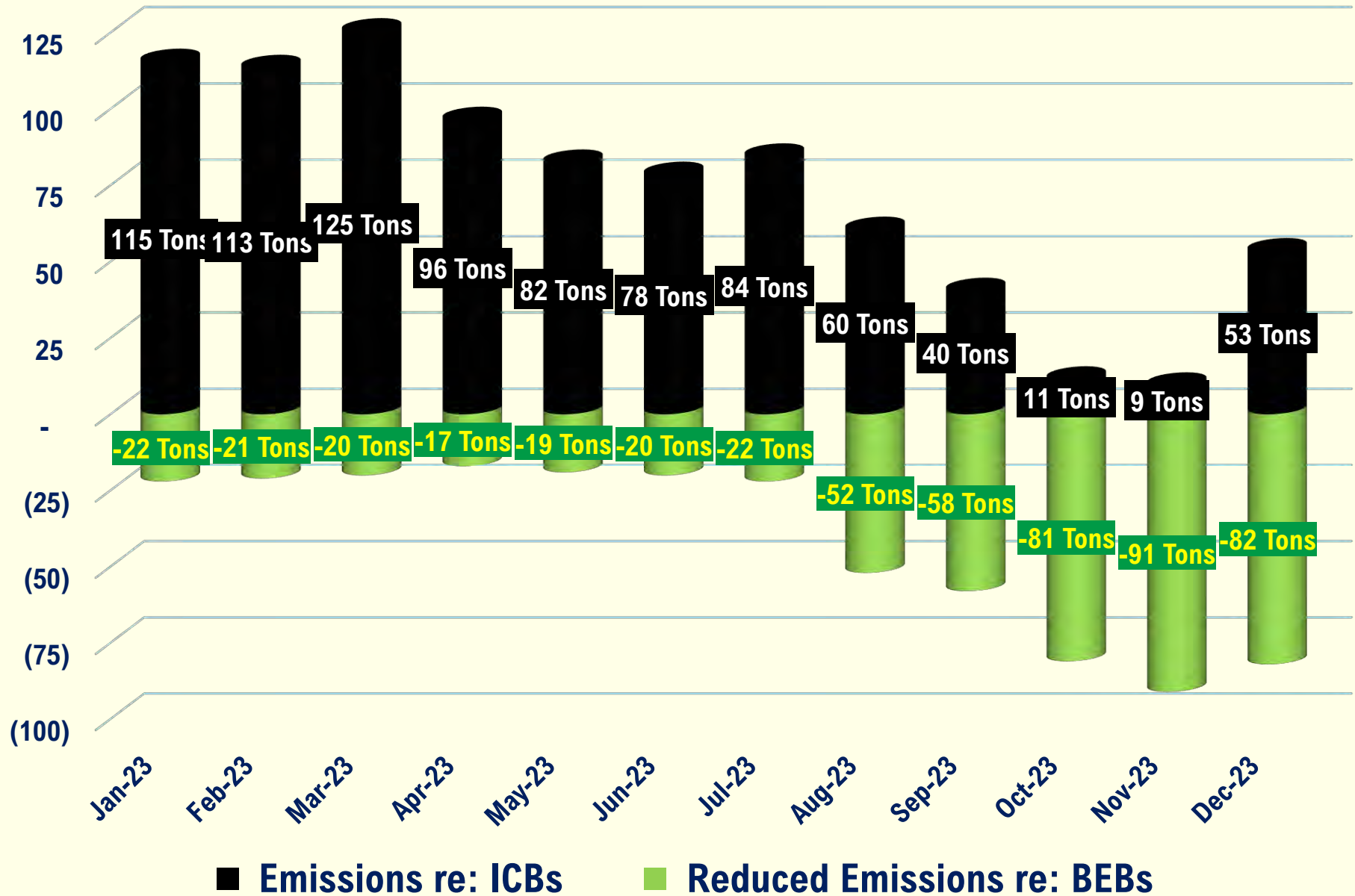
Fuel Expense Trailing Twelve Months (TTM)



Service Miles by Vehicle Type Trailing Twelve Months (TTM)

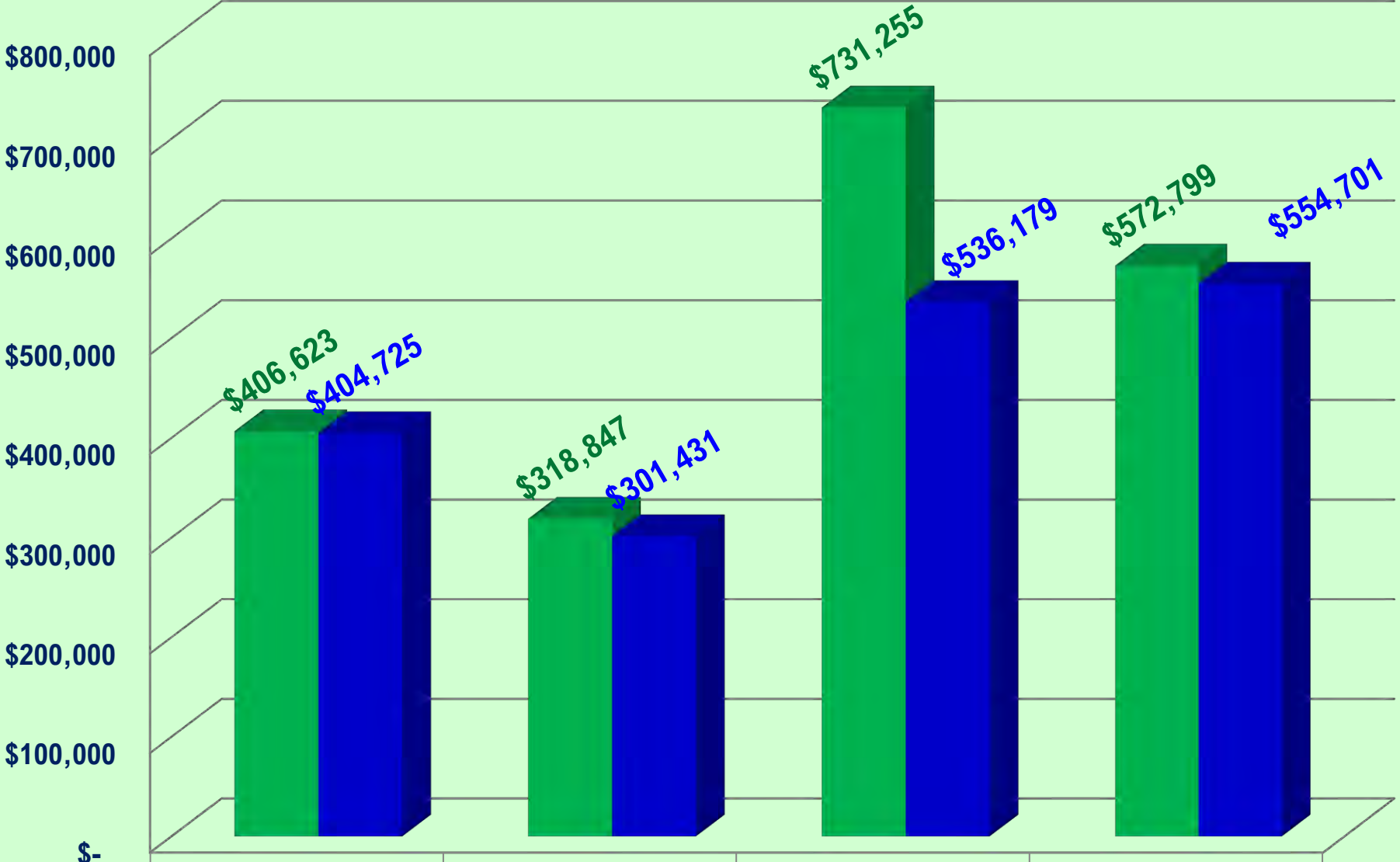


CO2 (GHG) Emissions Trailing Twelve Months (TTM)



MRTA Revenue & Expenses, Budget v Prelim Actual

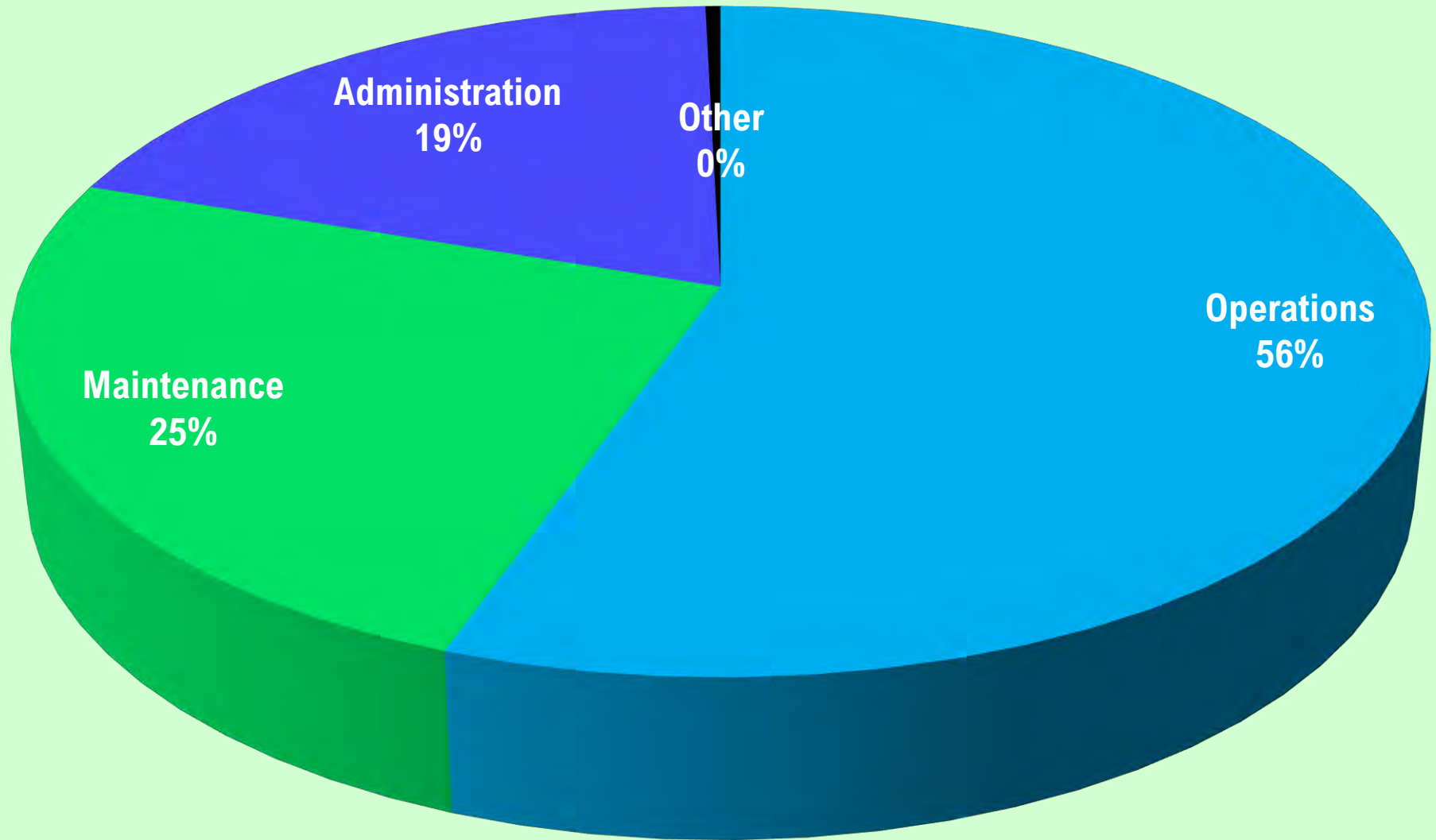
December 2023



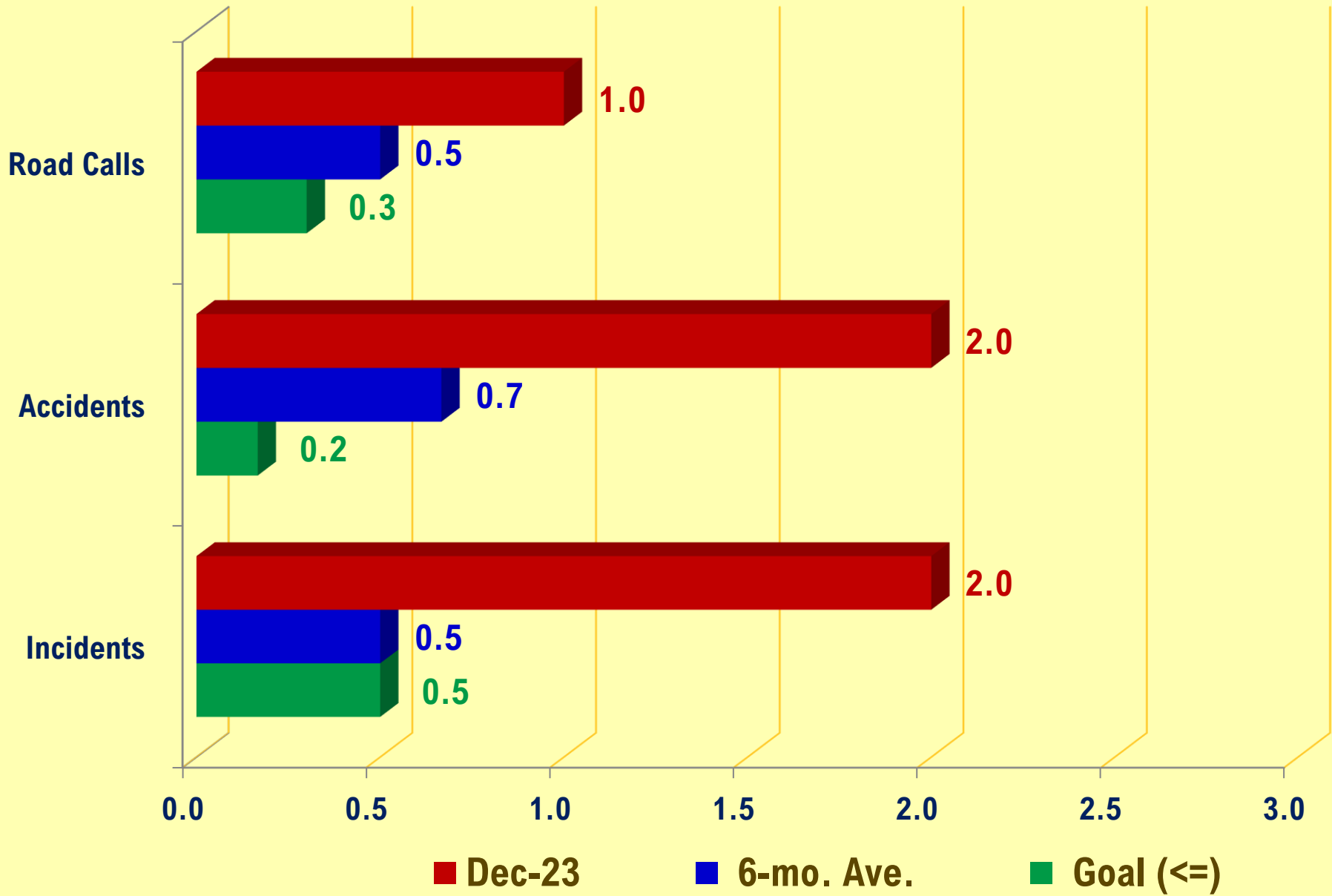
	Revenue (Mo.)	Expenses (Mo.)	Revenue (FYTD)	Expenses (FYTD)
Budget	\$406,623	\$318,847	\$731,255	\$572,799
Actual	\$404,725	\$301,431	\$536,179	\$554,701

MRTA Cost by Department

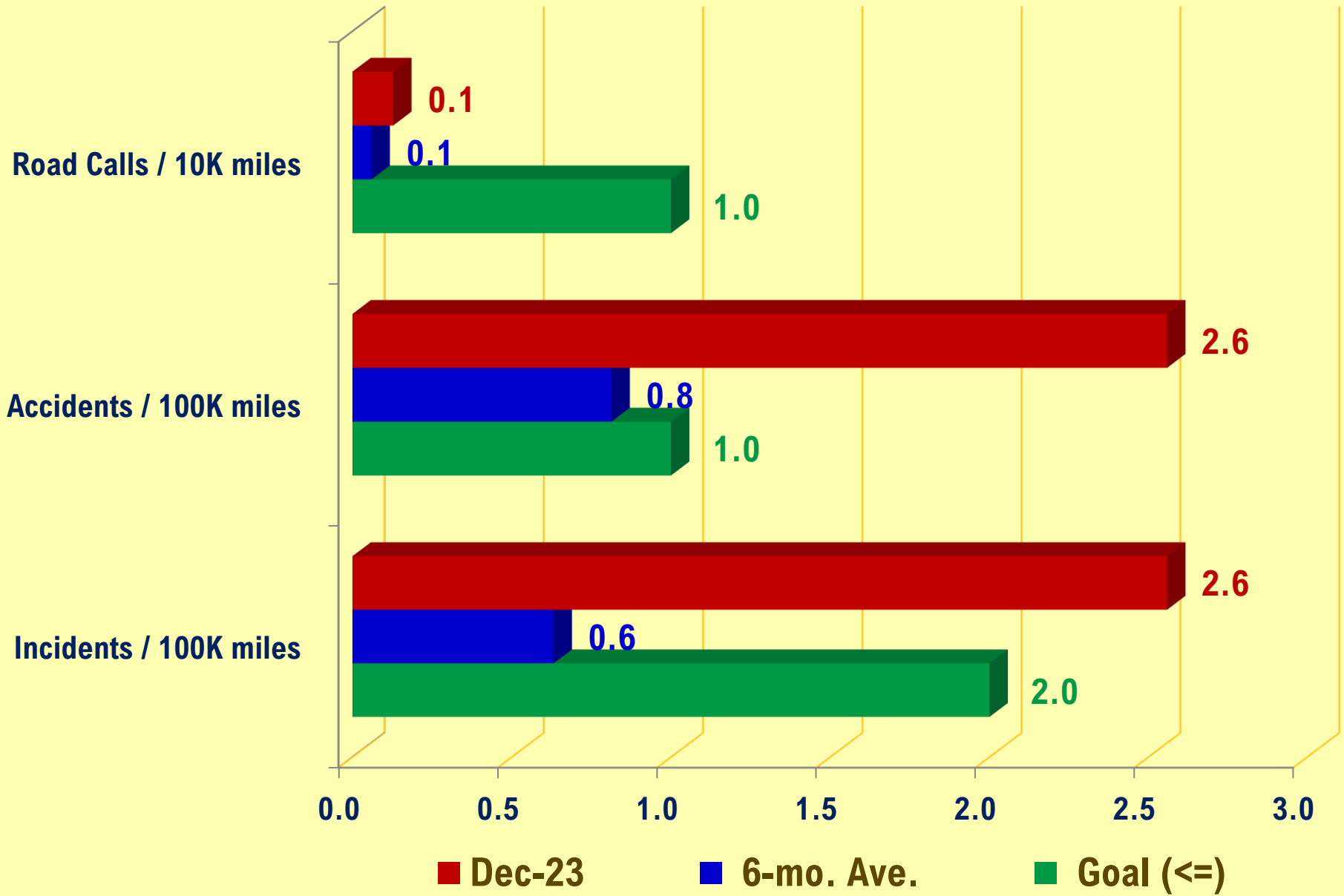
December 2023 Total = \$301,431



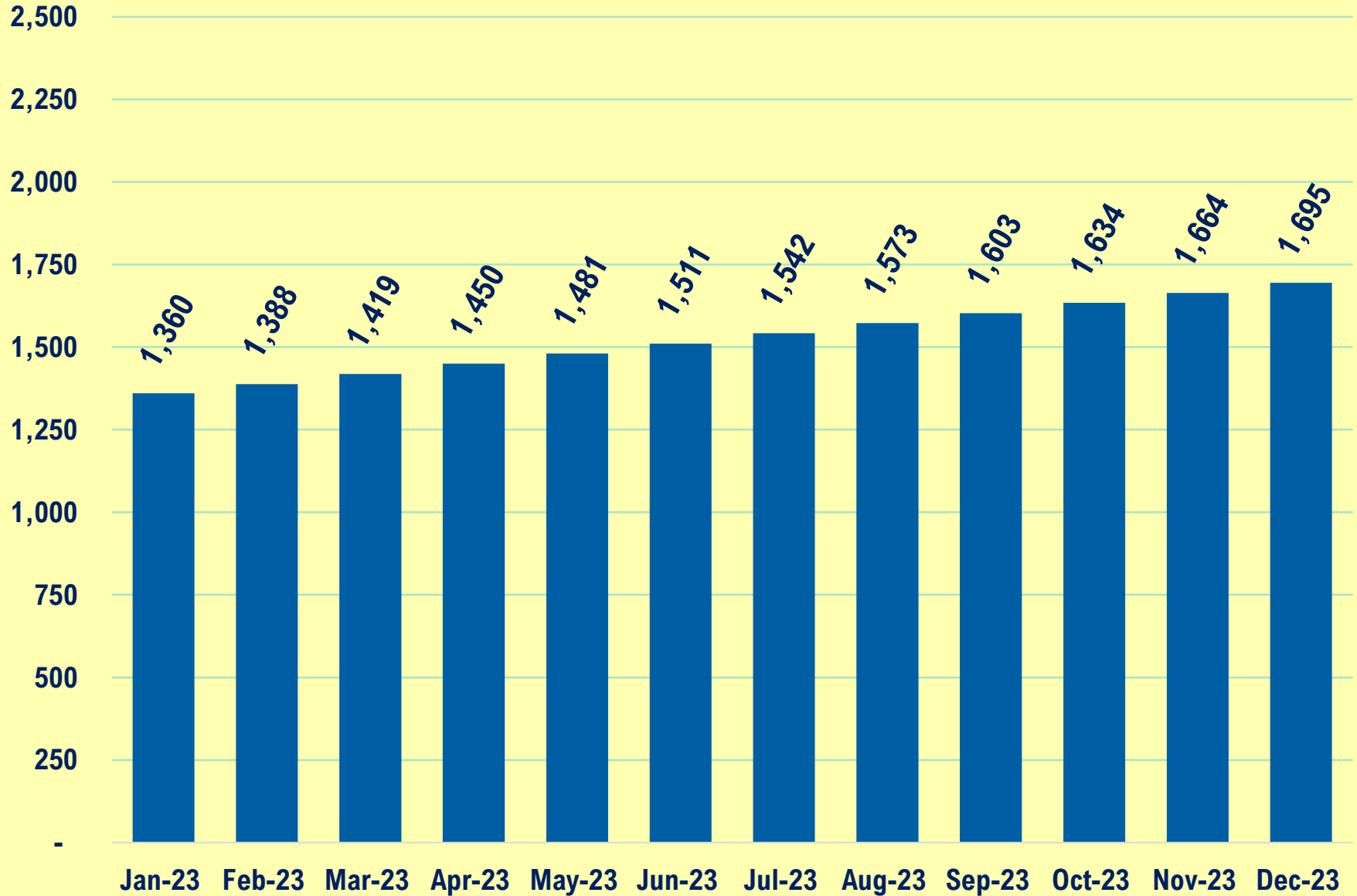
MRTA Operations Safety (Nominal Data)



MRTA Operations Safety (Standardized Data)



MRTA Maintenance Safety



■ Days Since Lost-time Accident

MRTA - Operations Main Revenue & Expenditures Budget Performance November 2023

	Nov 23	Budget	% of Budget	Oct - Nov 23	YTD Budget	% of Budget	Annual Budget
Ordinary Income/Expense							
Income							
41000 · Federal Funding							
41200 · Federal - 5311	0.00	185,131.08	0.0%	0.00	329,121.92	0.0%	2,057,012.00
41300 · Federal - CARES	0.00	0.00	0.0%	0.00	0.00	0.0%	80,000.00
41600 · Federal - SRTS	0.00	0.00	0.0%	0.00	0.00	0.0%	0.00
41800 · Federal - RTAP	3,429.96	1,600.00	214.4%	17,476.71	3,200.00	546.1%	20,000.00
Total 41000 · Federal Funding	3,429.96	186,731.08	1.8%	17,476.71	332,321.92	5.3%	2,157,012.00
43000 · Local Funding							
43100 · Local - Ketchum	66,333.34	66,333.34	100.0%	132,666.68	132,666.68	100.0%	796,000.00
43200 · Local - Hailey	24,000.00	24,000.00	100.0%	24,000.00	24,000.00	100.0%	96,000.00
43300 · Local - Bellevue	12,000.00	0.00	100.0%	12,000.00	12,000.00	100.0%	12,000.00
43400 · Local - Blaine County	52,125.00	52,125.00	100.0%	52,125.00	52,125.00	100.0%	208,500.00
43500 · Local - Sun Valley	112,500.00	37,500.00	300.0%	112,500.00	75,000.00	150.0%	450,000.00
43600 · Local - Sun Valley Company	41,700.00	41,700.00	100.0%	41,700.00	41,700.00	100.0%	286,200.00
43700 · Local - Other Business	55,090.00	23,300.00	236.4%	61,840.00	30,050.00	205.8%	58,250.00
Total 43000 · Local Funding	363,748.34	244,958.34	148.5%	436,831.68	367,541.68	118.9%	1,906,950.00
44000 · Fares							
44200 · Fares - Valley Passes	0.00			0.00			
44300 · Fares - Vanpool	23,110.04	18,000.00	128.4%	46,421.89	36,000.00	128.9%	200,000.00
Total 44000 · Fares	23,110.04	18,000.00	128.4%	46,421.89	36,000.00	128.9%	200,000.00
45000 · Revenue							
45100 · Rev - Advertising	12,266.00	6,600.00	185.8%	30,298.00	18,600.00	162.9%	90,000.00
Total 45000 · Revenue	12,266.00	6,600.00	185.8%	30,298.00	18,600.00	162.9%	90,000.00
47000 · Private Donations							
47100 · Priv. Donation - Foundations	0.00	0.00	0.0%	0.00	0.00	0.0%	1,000.00
Total 47000 · Private Donations	0.00	0.00	0.0%	0.00	0.00	0.0%	1,000.00
48000 · Transfers							
48400 · Transfer - Housing Fund	0.00	833.34	0.0%	833.34	1,666.68	50.0%	10,000.00
Total 48000 · Transfers	0.00	833.34	0.0%	833.34	1,666.68	50.0%	10,000.00
49000 · Interest Income	2,170.92	250.00	868.4%	4,316.96	500.00	863.4%	3,000.00
49800 · Excess Operating Funds	0.00	0.00	0.0%	0.00	0.00	0.0%	113,702.00
Total Income	404,725.26	457,372.76	88.5%	536,178.58	756,630.28	70.9%	4,481,664.00
Gross Profit	404,725.26	457,372.76	88.5%	536,178.58	756,630.28	70.9%	4,481,664.00
Expense							
51000 · Payroll Expenses							
51100 · Salaries and Wages	164,599.70	164,544.44	100.0%	313,664.75	313,609.49	100.0%	2,309,041.00
51300 · FICA Expense	9,757.97	9,757.97	100.0%	18,547.54	18,547.54	100.0%	138,900.00
51350 · Medicare Tax Expense	2,282.11	2,282.11	100.0%	4,337.78	4,337.78	100.0%	32,410.00
51400 · Retirement Plan Expenses	2,075.00	2,075.00	100.0%	2,245.00	2,245.00	100.0%	185,000.00
51500 · Workers Comp Expense	11,455.00	11,455.00	100.0%	11,455.00	11,455.00	100.0%	21,055.00
51600 · SUI Expense	365.54	365.54	100.0%	722.15	722.15	100.0%	3,315.75
51700 · Medical Ins. Expense	39,857.00	39,857.00	100.0%	75,123.19	75,123.19	100.0%	432,500.00
51950 · Employee Performance Bonus	0.00	0.00	0.0%	0.00	0.00	0.0%	6,000.00
Total 51000 · Payroll Expenses	230,392.32	230,337.06	100.0%	426,095.41	426,040.15	100.0%	3,128,221.75
52000 · Insurance Expense							
52100 · Ins. - Vehicles	0.00	0.00	0.0%	0.00	0.00	0.0%	184,244.00
52150 · Ins- Deductibles/claims	0.00	0.00	0.0%	0.00	0.00	0.0%	10,000.00
Total 52000 · Insurance Expense	0.00	0.00	0.0%	0.00	0.00	0.0%	194,244.00
53000 · Professional Fees							
53200 · IT Systems	450.00	450.00	100.0%	1,000.00	1,000.00	100.0%	7,000.00

MRTA - Operations Main Revenue & Expenditures Budget Performance November 2023

	Nov 23	Budget	% of Budget	Oct - Nov 23	YTD Budget	% of Budget	Annual Budget
53400 · Legal Fees	0.00	0.00	0.0%	0.00	0.00	0.0%	6,000.00
53475 · Medical	0.00	0.00	0.0%	74.00	0.00	100.0%	0.00
53500 · Other Professional Fees	819.12	819.12	100.0%	980.12	980.12	100.0%	15,000.00
Total 53000 · Professional Fees	1,269.12	1,269.12	100.0%	2,054.12	1,980.12	103.7%	28,000.00
54000 · Equipment/ Tool Expense							
54100 · Shop Equipment/ Tools	18.91	18.91	100.0%	655.41	655.41	100.0%	6,000.00
54300 · Office Equipment	437.10	200.78	217.7%	505.30	268.98	187.9%	7,000.00
Total 54000 · Equipment/ Tool Expense	456.01	219.69	207.6%	1,160.71	924.39	125.6%	13,000.00
55000 · Rent and Utilities							
55200 · Utilities	1,746.05	1,750.00	99.8%	3,694.19	3,698.14	99.9%	35,000.00
Total 55000 · Rent and Utilities	1,746.05	1,750.00	99.8%	3,694.19	3,698.14	99.9%	35,000.00
56000 · Supplies							
56200 · Janitorial & Safety Supplies	1,714.92	1,750.00	98.0%	2,375.19	2,410.27	98.5%	15,000.00
56300 · Department & Office Supplies	1,073.04	1,050.00	102.2%	1,199.70	1,176.66	102.0%	5,000.00
56400 · Uniforms	4,134.97	4,500.00	91.9%	4,513.51	4,878.54	92.5%	13,000.00
56500 · Postage and Delivery	90.06	9.80	919.0%	107.42	27.16	395.5%	1,000.00
Total 56000 · Supplies	7,012.99	7,309.80	95.9%	8,195.82	8,492.63	96.5%	34,000.00
57000 · Repairs and Maintenance							
57100 · Equipment Repairs/Maintenance	212.52	400.00	53.1%	218.51	405.99	53.8%	3,500.00
57200 · Building Repairs/Maintenance	335.24	350.00	95.8%	1,080.24	1,095.00	98.7%	22,000.00
57250 · Bus Stop Repairs/Maint	1,181.52	1,181.52	100.0%	1,488.89	1,488.89	100.0%	10,000.00
57300 · Grounds Repairs/Maintenance	326.50	350.00	93.3%	715.83	739.33	96.8%	10,000.00
57500 · Janitorial Services	0.00	0.00	0.0%	0.00	0.00	0.0%	7,500.00
Total 57000 · Repairs and Maintenance	2,055.78	2,281.52	90.1%	3,503.47	3,729.21	93.9%	53,000.00
58000 · Communications Expense							
58100 · Office Phone Expense	339.71	350.00	97.1%	681.25	691.54	98.5%	4,600.00
58200 · Cell & Two-Way Mobile	2,311.26	2,000.00	115.6%	3,650.04	3,338.78	109.3%	21,000.00
58300 · Internet/Website	543.46	560.00	97.0%	768.17	784.71	97.9%	7,000.00
58400 · On-Board Vehicle Computers	0.00	1,060.00	0.0%	0.00	2,120.00	0.0%	12,700.00
Total 58000 · Communications Expense	3,194.43	3,970.00	80.5%	5,099.46	6,935.03	73.5%	45,300.00
59000 · Travel and Training							
59100 · Vehicle/Airfare	190.00	200.00	95.0%	337.42	347.42	97.1%	8,700.00
59200 · Lodging	373.00	400.00	93.3%	746.00	773.00	96.5%	6,080.00
59300 · Food/Meals/Entertainment	195.94	200.00	98.0%	355.04	359.10	98.9%	3,650.00
59400 · Training/Education	2,817.50	1,800.00	156.5%	2,817.50	1,800.00	156.5%	15,000.00
59500 · Safety Curriculum	0.00	0.00	0.0%	0.00	0.00	0.0%	520.00
Total 59000 · Travel and Training	3,576.44	2,600.00	137.6%	4,255.96	3,279.52	129.8%	33,950.00
60000 · Business Expenses							
60100 · Vehicle Registration Fees	138.00	175.00	78.9%	138.00	175.00	78.9%	700.00
60200 · Fines, Penalties, Judgments	0.00	0.00	0.0%	0.00	0.00	0.0%	0.00
60400 · Membership,Dues & Subscriptions	692.09	350.00	197.7%	1,804.19	1,462.10	123.4%	15,000.00
60500 · Bank Fees	0.00	40.00	0.0%	0.00	40.00	0.0%	500.00
Total 60000 · Business Expenses	830.09	565.00	146.9%	1,942.19	1,677.10	115.8%	16,200.00
61000 · Advertising							
61100 · Print Advertising	3,251.60	1,000.00	325.2%	5,095.72	2,844.12	179.2%	27,459.00
61200 · Radio Advertising	0.00	200.00	0.0%	0.00	200.00	0.0%	2,550.00
61300 · Online Advertising	0.00	200.00	0.0%	129.32	329.32	39.3%	2,400.00
61400 · Vehicle Graphics	0.00	580.00	0.0%	0.00	580.00	0.0%	7,000.00
Total 61000 · Advertising	3,251.60	1,980.00	164.2%	5,225.04	3,953.44	132.2%	39,409.00
62000 · Marketing and Promotion							
62100 · Info. Displays-Stop Signage	145.89	330.00	44.2%	220.92	405.03	54.5%	4,000.00

MRTA - Operations Main Revenue & Expenditures Budget Performance

November 2023

	Nov 23	Budget	% of Budget	Oct - Nov 23	YTD Budget	% of Budget	Annual Budget
62200 · Graphic Design	1,080.00	1,100.00	98.2%	1,080.00	1,100.00	98.2%	7,000.00
62300 · SRTS Promotional Items	0.00	0.00	0.0%	0.00	0.00	0.0%	0.00
62400 · Customer Events and Misc.	0.00	80.00	0.0%	0.00	80.00	0.0%	1,000.00
62450 · External Marketing Support	0.00	0.00	0.0%	0.00	0.00	0.0%	0.00
62500 · Staff Appreciation/ Events	977.54	450.00	217.2%	1,260.91	733.37	171.9%	10,000.00
Total 62000 · Marketing and Promotion	2,203.43	1,960.00	112.4%	2,561.83	2,318.40	110.5%	22,000.00
63000 · Printing and Reproduction							
63100 · Copies, Passes & Flyers	130.74	250.00	52.3%	215.71	334.97	64.4%	3,000.00
63200 · Schedules, Maps & Brochures	6,025.15	6,030.00	99.9%	11,606.80	11,611.65	100.0%	16,000.00
Total 63000 · Printing and Reproduction	6,155.89	6,280.00	98.0%	11,822.51	11,946.62	99.0%	19,000.00
64000 · Fuel							
64200 · Petroleum Fuel Expense	11,034.87	25,000.00	44.1%	23,887.11	37,900.00	63.0%	297,900.00
64500 · Electric Fuel Expense	7,964.26	10,000.00	79.6%	14,279.70	16,350.00	87.3%	202,100.00
64000 · Fuel - Other	0.00	0.00	0.0%	0.00	0.00	0.0%	0.00
Total 64000 · Fuel	18,999.13	35,000.00	54.3%	38,166.81	54,250.00	70.4%	500,000.00
65000 · Vehicle Maintenance							
65100 · Parts Expense							
65150 · Vehicle Maintenance- freight	0.00	200.00	0.0%	0.00	200.00	0.0%	2,500.00
65100 · Parts Expense - Other	3,683.04	5,000.00	73.7%	9,682.94	11,000.00	88.0%	75,000.00
Total 65100 · Parts Expense	3,683.04	5,200.00	70.8%	9,682.94	11,200.00	86.5%	77,500.00
65200 · Fluids Expense	529.61	800.00	66.2%	529.61	800.00	66.2%	25,000.00
65300 · Tires Expense	15,931.30	16,000.00	99.6%	25,525.49	25,594.19	99.7%	60,000.00
65400 · Purchased Services	0.00	0.00	0.0%	3,897.50	3,897.50	100.0%	10,000.00
65500 · Vehicle Computer/Diagnostic	0.00	400.00	0.0%	0.00	400.00	0.0%	4,000.00
65600 · Vehicle Glass/Windshield Repai	0.00	625.00	0.0%	1,011.27	1,250.00	80.9%	7,500.00
65700 · Shop Supplies	143.91	300.00	48.0%	276.47	432.56	63.9%	3,500.00
Total 65000 · Vehicle Maintenance	20,287.86	23,325.00	87.0%	40,923.28	43,574.25	93.9%	187,500.00
69500 · Contribution to Fund Balance	0.00	0.00	0.0%	0.00	0.00	0.0%	70,000.00
Total Expense	301,431.14	318,847.19	94.5%	554,700.80	572,799.00	96.8%	4,418,824.75
Net Ordinary Income	103,294.12	138,525.57	74.6%	-18,522.22	183,831.28	-10.1%	62,839.25
Net Income	103,294.12	138,525.57	74.6%	-18,522.22	183,831.28	-10.1%	62,839.25

MRTA - Operations Main Checks Issued

As of November 30, 2023

Type	Date	Num	Name	Memo	Amount	Balance
11100 - Mountain West Checking						97,854.45
Deposit	11/01/2023			Deposit	833.34	98,687.79
Deposit	11/02/2023			Deposit	8,500.00	107,187.79
Liability Check	11/06/2023	ACH	Idaho State Tax Commission	000186434	-5,953.00	101,234.79
Deposit	11/06/2023			Deposit	920.00	102,154.79
Bill Pmt -Check	11/07/2023	12263	AC Houston Lumber Company	16203-1	-18.53	102,136.26
Bill Pmt -Check	11/07/2023	12264	Atkinsons' Grocery		-3.60	102,132.66
Bill Pmt -Check	11/07/2023	12265	Benefits2 Administrator LLC		-2,075.00	100,057.66
Bill Pmt -Check	11/07/2023	12266	Business As Usual		-43.35	100,014.31
Bill Pmt -Check	11/07/2023	12267	Certified Folder Display Service, Inc	14-0086946	-71.25	99,943.06
Bill Pmt -Check	11/07/2023	12268	Cintas - Uniforms_		-582.08	99,360.98
Bill Pmt -Check	11/07/2023	12269	City of Ketchum		-873.05	98,487.93
Bill Pmt -Check	11/07/2023	12270	Clear Creek Disposal	1327	-129.71	98,358.22
Bill Pmt -Check	11/07/2023	12271	Clear Mind Graphics, Inc		-1,280.00	97,078.22
Bill Pmt -Check	11/07/2023	12272	Clearwater Power Equipment		-14.16	97,064.06
Bill Pmt -Check	11/07/2023	12273	Express Publishing Inc.		-1,844.12	95,219.94
Bill Pmt -Check	11/07/2023	12274	Gem State Welders Supply Inc	MOUNTB 0	-9.61	95,210.33
Bill Pmt -Check	11/07/2023	12275	Greyhound Design		-118.75	95,091.58
Bill Pmt -Check	11/07/2023	12276	Idaho Lumber & ACE Hardware	VOID:	0.00	95,091.58
Bill Pmt -Check	11/07/2023	12277	ITD - Special Plates	VOID:	0.00	95,091.58
Bill Pmt -Check	11/07/2023	12278	Jane's Artifacts		-103.74	94,987.84
Bill Pmt -Check	11/07/2023	12279	Ketchum Computers, Inc.		-450.00	94,537.84
Bill Pmt -Check	11/07/2023	12280	Kim MacPherson (Vendor)	expense reimbursement	-42.58	94,495.26
Bill Pmt -Check	11/07/2023	12281	Les Schwab	117-00888 new tires and winter changeover	-6,660.38	87,834.88
Bill Pmt -Check	11/07/2023	12282	Lost in Translation		-223.12	87,611.76
Bill Pmt -Check	11/07/2023	12283	Murray Walsh		-36.84	87,574.92
Bill Pmt -Check	11/07/2023	12284	Napa Auto Parts	3752	-1,360.36	86,214.56
Bill Pmt -Check	11/07/2023	12285	New Flyer of America Inc		-1,687.50	84,527.06
Bill Pmt -Check	11/07/2023	12286	Platt Electric Supply		-370.80	84,156.26
Bill Pmt -Check	11/07/2023	12287	Sawtooth Plumbing & Heating, Inc.		-326.25	83,830.01
Bill Pmt -Check	11/07/2023	12288	Snap-on Tools		-122.00	83,708.01
Bill Pmt -Check	11/07/2023	12289	The Aftermarket Parts Company, ...		-988.76	82,719.25
Bill Pmt -Check	11/07/2023	12290	United Oil	38068 \$513.89 Diesel - \$5,071.90 Gasoline October 2nd half	-5,585.79	77,133.46
Bill Pmt -Check	11/07/2023	12291	Webb Landscape		-145.00	76,988.46
Bill Pmt -Check	11/07/2023	12292	White Cloud Communications Inc.		-570.00	76,418.46
Check	11/07/2023	12276	Void	VOID:	0.00	76,418.46
Liability Check	11/08/2023		QuickBooks Payroll Service	Created by Payroll Service on 11/06/2023	-60,449.87	15,968.59
Deposit	11/08/2023			Deposit	80,000.00	95,968.59
Deposit	11/08/2023			Deposit	142,971.00	238,939.59
Paycheck	11/09/2023	DD	Aguilar, Hortencia	Direct Deposit	0.00	238,939.59
Paycheck	11/09/2023	DD	Arenas Astorga, Guadalupe O	Direct Deposit	0.00	238,939.59
Paycheck	11/09/2023	DD	Bevard, Corey J	Direct Deposit	0.00	238,939.59
Paycheck	11/09/2023	DD	Buell, Joshua	Direct Deposit	0.00	238,939.59
Paycheck	11/09/2023	DD	Canfield, James	Direct Deposit	0.00	238,939.59
Paycheck	11/09/2023	DD	Cangiamilla, Monte	Direct Deposit	0.00	238,939.59
Paycheck	11/09/2023	DD	Cardona Hernandez, Margarita	Direct Deposit	0.00	238,939.59
Paycheck	11/09/2023	DD	Chairez Alvarez, Gloria M	Direct Deposit	0.00	238,939.59
Paycheck	11/09/2023	DD	Cosio-Tamayo, Jeronimo	Direct Deposit	0.00	238,939.59
Paycheck	11/09/2023	DD	De Loera Colis, Daniel	Direct Deposit	0.00	238,939.59
Paycheck	11/09/2023	DD	Donaldson, Anthony	Direct Deposit	0.00	238,939.59
Paycheck	11/09/2023	DD	Garcia-Izarraras, Gerardo	Direct Deposit	0.00	238,939.59
Paycheck	11/09/2023	DD	Hoechtl, Gerhard	Direct Deposit	0.00	238,939.59
Paycheck	11/09/2023	DD	Humbach, Eric	Direct Deposit	0.00	238,939.59
Paycheck	11/09/2023	DD	Kelbert, Ashley	Direct Deposit	0.00	238,939.59
Paycheck	11/09/2023	DD	Kelly, David W	Direct Deposit	0.00	238,939.59
Paycheck	11/09/2023	DD	Knudson, Michael W	Direct Deposit	0.00	238,939.59
Paycheck	11/09/2023	DD	Leon, Teofilo O	Direct Deposit	0.00	238,939.59
Paycheck	11/09/2023	DD	Leon, Yene A	Direct Deposit	0.00	238,939.59
Paycheck	11/09/2023	DD	Little, Timothy J	Direct Deposit	0.00	238,939.59
Paycheck	11/09/2023	DD	Loeza, Veronica	Direct Deposit	0.00	238,939.59
Paycheck	11/09/2023	DD	MacPherson, Kim	Direct Deposit	0.00	238,939.59
Paycheck	11/09/2023	DD	Morgus, Wallace	Direct Deposit	0.00	238,939.59
Paycheck	11/09/2023	DD	Morrissey, Kevin	Direct Deposit	0.00	238,939.59
Paycheck	11/09/2023	DD	Nestor, Robert A	Direct Deposit	0.00	238,939.59
Paycheck	11/09/2023	DD	Obland, Bryan	Direct Deposit	0.00	238,939.59
Paycheck	11/09/2023	DD	Ortiz Ayala, Jose J	Direct Deposit	0.00	238,939.59
Paycheck	11/09/2023	DD	Parker, Michael J	Direct Deposit	0.00	238,939.59
Paycheck	11/09/2023	DD	Poklemba, Stephen	Direct Deposit	0.00	238,939.59
Paycheck	11/09/2023	DD	Romero-Campos, Raul	Direct Deposit	0.00	238,939.59
Paycheck	11/09/2023	DD	Ruiz Loera, Elisabeth	Direct Deposit	0.00	238,939.59
Paycheck	11/09/2023	DD	Russell, Tiffany	Direct Deposit	0.00	238,939.59
Paycheck	11/09/2023	DD	Tellez, Carlos	Direct Deposit	0.00	238,939.59
Paycheck	11/09/2023	DD	Van Law, Tucker G	Direct Deposit	0.00	238,939.59
Paycheck	11/09/2023	DD	Victorino, Jose L	Direct Deposit	0.00	238,939.59
Paycheck	11/09/2023	DD	Walsh, Murray S.	Direct Deposit	0.00	238,939.59
Paycheck	11/09/2023	DD	Ward, Douglas B	Direct Deposit	0.00	238,939.59
Liability Check	11/09/2023	12262	Idaho Child Support Receipting	326231	-245.08	238,694.51
Liability Check	11/09/2023	E-pay	United States Treasury	82-0382250 QB Tracking # -459466002	-19,705.92	218,988.59
Deposit	11/10/2023			Deposit	2,514.00	221,502.59
Deposit	11/14/2023			Deposit	56,242.42	277,745.01
Bill Pmt -Check	11/15/2023	12293	Atkinsons' Grocery		-23.67	277,721.34
Bill Pmt -Check	11/15/2023	12294	Chateau Drug & True Value Hard...	111	-29.99	277,691.35
Bill Pmt -Check	11/15/2023	12295	Clearwater Power Equipment		-39.80	277,651.55
Bill Pmt -Check	11/15/2023	12296	GEM State Paper & Supply Co.	105020	-167.17	277,484.38
Bill Pmt -Check	11/15/2023	12297	Les Schwab	117-00888	-1,333.70	276,150.68
Bill Pmt -Check	11/15/2023	12298	River Run Auto Parts/ Warm Spri...	7025	-223.99	275,926.69
Bill Pmt -Check	11/15/2023	12299	State Insurance Fund	Policy # 495600	-11,455.00	264,471.69
Bill Pmt -Check	11/15/2023	12300	Wells Fargo	4856200370127790 See Bank Statement	-1,818.31	262,653.38
Bill Pmt -Check	11/15/2023	12301	Wienhoff Drug Testing		-504.00	262,149.38
Deposit	11/15/2023			Deposit ITDCares Funding / RTAP Reimb(s)	444,518.64	706,668.02
Bill Pmt -Check	11/16/2023	12302	Peak Thermo King - Boise		-1,397.50	705,270.52
Bill Pmt -Check	11/16/2023	12303	DMV		-69.00	705,201.52
Bill Pmt -Check	11/16/2023	12304	ITD - Special Plates	VOID:	-23.00	705,178.52

MRTA - Operations Main Checks Issued

As of November 30, 2023

Type	Date	Num	Name	Memo	Amount	Balance
Deposit	11/20/2023			Deposit	27,280.84	732,459.36
Liability Check	11/21/2023		QuickBooks Payroll Service	Created by Payroll Service on 11/20/2023	-59,533.47	672,925.89
Check	11/21/2023	ACH	Capital Equipment Fund	Transfer to Capital Fund 417 Pmt - Transfer to Capital Funds	-12,400.00	660,525.89
Paycheck	11/22/2023	DD	Aguilar, Hortencia	Direct Deposit	0.00	660,525.89
Paycheck	11/22/2023	DD	Arenas Astorga, Guadalupe O	Direct Deposit	0.00	660,525.89
Paycheck	11/22/2023	DD	Bevard, Corey J	Direct Deposit	0.00	660,525.89
Paycheck	11/22/2023	DD	Buell, Joshua	Direct Deposit	0.00	660,525.89
Paycheck	11/22/2023	DD	Canfield, James	Direct Deposit	0.00	660,525.89
Paycheck	11/22/2023	DD	Cangiamilla, Monte	Direct Deposit	0.00	660,525.89
Paycheck	11/22/2023	DD	Cardona Hernandez, Margarita	Direct Deposit	0.00	660,525.89
Paycheck	11/22/2023	DD	Chairez Alvarez, Gloria M	Direct Deposit	0.00	660,525.89
Paycheck	11/22/2023	DD	De Loera Colis, Daniel	Direct Deposit	0.00	660,525.89
Paycheck	11/22/2023	DD	Donaldson, Anthony	Direct Deposit	0.00	660,525.89
Paycheck	11/22/2023	DD	Garcia-Izarraras, Gerardo	Direct Deposit	0.00	660,525.89
Paycheck	11/22/2023	DD	Glasscock, David T	Direct Deposit	0.00	660,525.89
Paycheck	11/22/2023	DD	Hoechtl, Gerhard	Direct Deposit	0.00	660,525.89
Paycheck	11/22/2023	DD	Humbach, Eric	Direct Deposit	0.00	660,525.89
Paycheck	11/22/2023	DD	Kelbert, Ashley	Direct Deposit	0.00	660,525.89
Paycheck	11/22/2023	DD	Kelly, David W	Direct Deposit	0.00	660,525.89
Paycheck	11/22/2023	DD	Knudson, Michael W	Direct Deposit	0.00	660,525.89
Paycheck	11/22/2023	DD	Leon, Teofilo O	Direct Deposit	0.00	660,525.89
Paycheck	11/22/2023	DD	Leon, Yene A	Direct Deposit	0.00	660,525.89
Paycheck	11/22/2023	DD	Little, Timothy J	Direct Deposit	0.00	660,525.89
Paycheck	11/22/2023	DD	Loeza, Veronica	Direct Deposit	0.00	660,525.89
Paycheck	11/22/2023	DD	MacPherson, Kim	Direct Deposit	0.00	660,525.89
Paycheck	11/22/2023	DD	McAfee, Nancy	Direct Deposit	0.00	660,525.89
Paycheck	11/22/2023	DD	Morgus, Wallace	Direct Deposit	0.00	660,525.89
Paycheck	11/22/2023	DD	Morrissey, Kevin	Direct Deposit	0.00	660,525.89
Paycheck	11/22/2023	DD	Nestor, Robert A	Direct Deposit	0.00	660,525.89
Paycheck	11/22/2023	DD	Obland, Bryan	Direct Deposit	0.00	660,525.89
Paycheck	11/22/2023	DD	Ortiz Ayala, Jose J	Direct Deposit	0.00	660,525.89
Paycheck	11/22/2023	DD	Parker, Michael J	Direct Deposit	0.00	660,525.89
Paycheck	11/22/2023	DD	Poklemba, Stephen	Direct Deposit	0.00	660,525.89
Paycheck	11/22/2023	DD	Romanchuk, Ryan	Direct Deposit	0.00	660,525.89
Paycheck	11/22/2023	DD	Romero-Campos, Raul	Direct Deposit	0.00	660,525.89
Paycheck	11/22/2023	DD	Ruiz Loera, Elisabeth	Direct Deposit	0.00	660,525.89
Paycheck	11/22/2023	DD	Russell, Tiffany	Direct Deposit	0.00	660,525.89
Paycheck	11/22/2023	DD	Tellez, Carlos	Direct Deposit	0.00	660,525.89
Paycheck	11/22/2023	DD	Victorino, Jose L	Direct Deposit	0.00	660,525.89
Paycheck	11/22/2023	DD	Wahlgren, Allan	Direct Deposit	0.00	660,525.89
Paycheck	11/22/2023	DD	Walsh, Murray S.	Direct Deposit	0.00	660,525.89
Paycheck	11/22/2023	DD	Ward, Douglas B	Direct Deposit	0.00	660,525.89
Liability Check	11/22/2023		QuickBooks Payroll Service	Created by Payroll Service on 11/20/2023	-1,637.85	658,888.04
Liability Check	11/22/2023	E-pay	United States Treasury	82-0382250 QB Tracking # 88843998	-19,878.24	639,009.80
Liability Check	11/22/2023	12305	Idaho Child Support Receipting	326231	-245.08	638,764.72
Bill Pmt -Check	11/22/2023	12306	Carlos Tellez'		-679.52	638,085.20
Bill Pmt -Check	11/22/2023	12307	City of Bellevue'	RIDES1- 121 Clover St	-100.00	637,985.20
Bill Pmt -Check	11/22/2023	12308	Clearwater Power Equipment		-12.60	637,972.60
Bill Pmt -Check	11/22/2023	12309	Davis Embroidery		-3,421.92	634,550.68
Bill Pmt -Check	11/22/2023	12310	Fire Services of Idaho, Inc		-172.72	634,377.96
Bill Pmt -Check	11/22/2023	12311	GEM State Paper & Supply Co.	105020	-610.39	633,767.57
Bill Pmt -Check	11/22/2023	12312	Glass Masters, Inc.		-58.27	633,709.30
Bill Pmt -Check	11/22/2023	12313	Integrated Technologies		-70.00	633,639.30
Bill Pmt -Check	11/22/2023	12314	Jackson Group Peterbilt	3551	-179.62	633,459.68
Bill Pmt -Check	11/22/2023	12315	Jane's Artifacts		-13.15	633,446.53
Bill Pmt -Check	11/22/2023	12316	Karl Malone Ford Hailey		-65.00	633,381.53
Bill Pmt -Check	11/22/2023	12317	Ketchum Computers, Inc.		-450.00	632,931.53
Bill Pmt -Check	11/22/2023	12318	Les Schwab	117-00888 New tires / winter change over	-10,528.92	622,402.61
Bill Pmt -Check	11/22/2023	12319	Mason's Trophies & Gifts		-28.59	622,374.02
Bill Pmt -Check	11/22/2023	12320	River Run Auto Parts/ Warm Spri...	7025	-6.47	622,367.55
Bill Pmt -Check	11/22/2023	12321	The Aftermarket Parts Company, ...		-1,071.05	621,296.50
Bill Pmt -Check	11/22/2023	12322	ULINE		-806.78	620,489.72
Bill Pmt -Check	11/22/2023	12323	United Oil	38068 \$994.98 Diesel - \$5,341.23 Gasoline 11/23 1st Half	-6,336.21	614,153.51
Bill Pmt -Check	11/22/2023	12324	Verizon WiFi #342426517		-990.22	613,163.29
Bill Pmt -Check	11/22/2023	12325	West Wind Litho	Fall/ Winter Bus Schedules	-6,025.15	607,138.14
Deposit	11/22/2023			Deposit	51,125.00	658,263.14
Paycheck	11/23/2023	DD	Cosio-Tamayo, Jeronimo	Direct Deposit	0.00	658,263.14
Liability Check	11/24/2023	ACH	Mountain Rides Transportation	WFH Apt Rent	-1,050.00	657,213.14
Bill Pmt -Check	11/27/2023	ACH	Idaho Power Acc#2204788885	Acct #2204788885	-307.69	656,905.45
Bill Pmt -Check	11/27/2023	ACH	Idaho Power Acc#2207743978 K...	Ketchum Electric Bus charge	-4,460.51	652,444.94
Bill Pmt -Check	11/27/2023	12326	DMV		-23.00	652,421.94
Bill Pmt -Check	11/27/2023	12327	ITD - Special Plates	VOID:	-23.00	652,398.94
Bill Pmt -Check	11/27/2023	12328	ITD - Special Plates	VOID:	-23.00	652,375.94
Check	11/27/2023		Void	VOID:	0.00	652,375.94
Deposit	11/27/2023			Deposit	132,666.68	785,042.62
Bill Pmt -Check	11/28/2023	12329	Gerardo Garcia		-9.80	785,032.82
Bill Pmt -Check	11/28/2023	12330	Idaho Lumber & ACE Hardware		-31.95	785,000.87
Bill Pmt -Check	11/28/2023	12331	Ill-A Trust	Health Ins	-45,012.00	739,988.87
Bill Pmt -Check	11/28/2023	12332	Jane's Artifacts		-65.99	739,922.88
Bill Pmt -Check	11/28/2023	12333	Karl Malone Ford Hailey		-223.98	739,698.90
Bill Pmt -Check	11/28/2023	12334	L.L. Green's Hardware	422	-8.99	739,689.91
Bill Pmt -Check	11/28/2023	12335	Les Schwab	117-00888	-657.80	739,032.11
Bill Pmt -Check	11/28/2023	12336	River Run Auto Parts/ Warm Spri...	7025	-42.93	738,989.18
Bill Pmt -Check	11/28/2023	12337	Rush Truck Centers	R567941	-650.40	738,338.78
Deposit	11/28/2023			Deposit	1,687.50	740,026.28
Bill Pmt -Check	11/28/2023		Intermtn Gas #450 916 6521 1	QuickBooks generated zero amount transaction fo...	0.00	740,026.28
Bill Pmt -Check	11/29/2023	ACH	CenturyLink	208-726-1690 623B	-61.78	739,964.50
Bill Pmt -Check	11/29/2023	ACH	Cox Communications	Acct #0012401205184001	-288.38	739,676.12
Bill Pmt -Check	11/29/2023	ACH	Idaho Power Acct#2207725231 B...	Bellevue Electric Bus charge	-3,503.75	736,172.37
Bill Pmt -Check	11/29/2023	ACH	Idaho Power Acct#2221850114		-341.63	735,830.74
Bill Pmt -Check	11/29/2023	ACH	Intermtn Gas #450 916 6521 1	Acct # 45091665211	-454.52	735,376.22
Bill Pmt -Check	11/29/2023	12338	Atkinsons' Grocery		-120.74	735,255.48
Bill Pmt -Check	11/29/2023	12339	City of Bellevue'	RIDES1- 121 Clover St	-124.34	735,131.14

11:17 AM

01/29/24

Accrual Basis

MRTA - Operations Main Checks Issued

As of November 30, 2023

Type	Date	Num	Name	Memo	Amount	Balance
Bill Pmt -Check	11/29/2023	12340	Clearwater Landscaping		-326.50	734,804.64
Bill Pmt -Check	11/29/2023	12341	GEM State Paper & Supply Co.	105020	-599.00	734,205.64
Bill Pmt -Check	11/29/2023	12342	Integrated Technologies		-201.76	734,003.88
Bill Pmt -Check	11/29/2023	12343	The Chamber		-245.00	733,758.88
Liability Check	11/30/2023	ACH	Aflac	QCR88	-104.76	733,654.12
Deposit	11/30/2023			Deposit	1,364.69	735,018.81
Deposit	11/30/2023			Interest	20.11	735,038.92
Total 11100 · Mountain West Checking					637,184.47	735,038.92
TOTAL					637,184.47	735,038.92



SUB ACCOUNT MEMO STATEMENT

Prepared For	MOUNTAIN RIDES KIMBERLY MACPHERSON
Sub Account Number	4856 2003 7938 6405
Statement Closing Date	12/01/23
Next Statement Date	01/02/24

For Customer Service Call:
800-225-5935

Inquiries or Questions:
Wells Fargo SBL PO Box 29482
Phoenix, AZ 85038-8650

Monthly Spending Limit*	\$7,500
-------------------------	---------

*Available funds are subject to the monthly spending limit and the available credit on the control account.

Sub Account Summary

Purchases and Other Charges	+	\$2,959.19
Cash Advances	+	\$0.00
Credits	-	\$1,818.31
Statement Total		\$1,140.88

The transactions detailed reflect activity on this card number only. The company control account has been billed for all transactions. Please refer payment inquiries to your company card administrator or owner.

Important Information

Changes to the Wells Fargo Business Credit Card Customer Agreement and Wells Fargo Business Elite Card Customer Agreement. Effective Dec 10, 2023 Section 12. Defaults and Remedies, Remedies, Subsection 6 is hereby deleted.

Sub Account Transactions

Trans	Post	Reference Number	Description	Credits	Charges
11/04	11/05	24137469M018BMRAK	USPS PO 1539500470 HAILEY ID		2.07
11/04	11/05	24692169L333GKYVD	8X8, INC. 888-898-8733 CA		277.93
11/08	11/09	24137469T01QLPQ0T	USPS PO 1547750340 KETCHUM ID		75.49
11/09	11/10	24011349T001BL26L	EVENT* NATIONAL RTAP WWW.CVENT.COMVA		1,050.00
11/11	11/12	24445009WBLPYT6HF	WM SUPERCENTER #2782 MOUNTAIN HOMEID		159.72
11/16	11/16	7485620A036HH8RA5	BRANCH PAYMENT - CHECK THANK YOU	1,818.31	
11/17	11/19	2413746A201JZJTWLH	USPS PO 1547750340 KETCHUM ID		2.70
11/18	11/20	2423168A3RBJGJ6Q1K	ALBERTSONS #0130 HAILEY ID		27.33
11/20	11/21	2449215A4ML9JD46V	ADOBE *ACROPRO SUBS 408-536-6000 CA		119.95
11/20	11/21	2449215A4ML9MBH26	ADOBE *CREATIVE CLOUD 408-536-6000 CA		34.99
11/20	11/21	2470780A40GT01F2V	WISEGUY PIZZA PIE - HAIL HAILEY ID		598.26
11/22	11/23	2469216A62YH0VPG1	AMZN Mktp US*IF6CU2863 Amzn.com/billWA		64.34
11/22	11/23	2469216A62YKNQNDZ	AMZN Mktp US*GM9B62L23 Amzn.com/billWA		171.98
11/22	11/23	2469216A62YQM622J	B2B Prime*QI8ZG8M53 Amzn.com/billWA		179.00
11/24	11/26	2469216A82ZNOFLAR	AMZN Mktp US*7J07Z7QT3 Amzn.com/billWA		22.06
11/27	11/28	2469216AB32QTBQWV	AMZN Mktp US*IY4VJ4DV3 Amzn.com/billWA		10.91
11/28	11/29	2469216AQ331LED33	AMZN Mktp US*T48XH2JH3 Amzn.com/billWA		33.52
11/28	11/29	2469216AQ334Y1VQ4	AMZN Mktp US*656SD7DL3 Amzn.com/billWA		8.94
11/29	11/30	2449216AD0018S3E1	ZOHO-ZOHO CORP HTTPWWW.ZOHOCA		120.00
12/01	12/01	000000000000COMPC	TOTAL PURCHASES	\$2,959.19	

- 106.85 Credit
2,852.34

See reverse side for important information.

MRTA - Operations Main Revenue & Expenditures Budget Performance December 2023

	Dec 23	Budget	% of Budget	Oct - Dec 23	YTD Budget	% of Budget	Annual Budget
Ordinary Income/Expense							
Income							
41000 · Federal Funding							
41200 · Federal - 5311	170,695.00	226,271.32	75.4%	170,695.00	555,393.24	30.7%	2,057,012.00
41300 · Federal - CARES	0.00	0.00	0.0%	0.00	0.00	0.0%	80,000.00
41600 · Federal - SRTS	0.00	0.00	0.0%	0.00	0.00	0.0%	0.00
41700 · Federal Funding -other programs	5,000.00			5,000.00			
41800 · Federal - RTAP	6,654.01	1,600.00	415.9%	24,130.72	4,800.00	502.7%	20,000.00
Total 41000 · Federal Funding	182,349.01	227,871.32	80.0%	199,825.72	560,193.24	35.7%	2,157,012.00
43000 · Local Funding							
43100 · Local - Ketchum	66,333.34	66,333.34	100.0%	199,000.02	199,000.02	100.0%	796,000.00
43200 · Local - Hailey	0.00	0.00	0.0%	24,000.00	24,000.00	100.0%	96,000.00
43300 · Local - Bellevue	0.00	0.00	0.0%	12,000.00	12,000.00	100.0%	12,000.00
43400 · Local - Blaine County	0.00	0.00	0.0%	52,125.00	52,125.00	100.0%	208,500.00
43500 · Local - Sun Valley	0.00	37,500.00	0.0%	112,500.00	112,500.00	100.0%	450,000.00
43600 · Local - Sun Valley Company	41,700.00	41,700.00	100.0%	83,400.00	83,400.00	100.0%	286,200.00
43700 · Local - Other Business	0.00	20,000.00	0.0%	61,840.00	50,050.00	123.6%	58,250.00
Total 43000 · Local Funding	108,033.34	165,533.34	65.3%	544,865.02	533,075.02	102.2%	1,906,950.00
44000 · Fares							
44200 · Fares - Valley Passes	0.00			0.00			
44300 · Fares - Vanpool	22,693.47	16,000.00	141.8%	69,115.36	52,000.00	132.9%	200,000.00
Total 44000 · Fares	22,693.47	16,000.00	141.8%	69,115.36	52,000.00	132.9%	200,000.00
45000 · Revenue							
45100 · Rev - Advertising	6,050.00	6,600.00	91.7%	36,348.00	25,200.00	144.2%	90,000.00
Total 45000 · Revenue	6,050.00	6,600.00	91.7%	36,348.00	25,200.00	144.2%	90,000.00
47000 · Private Donations							
47100 · Priv. Donation - Foundations	0.00	1,000.00	0.0%	0.00	1,000.00	0.0%	1,000.00
Total 47000 · Private Donations	0.00	1,000.00	0.0%	0.00	1,000.00	0.0%	1,000.00
48000 · Transfers							
48400 · Transfer - Housing Fund	0.00	833.34	0.0%	833.34	2,500.02	33.3%	10,000.00
Total 48000 · Transfers	0.00	833.34	0.0%	833.34	2,500.02	33.3%	10,000.00
49000 · Interest Income	21.30	250.00	8.5%	4,338.26	750.00	578.4%	3,000.00
49800 · Excess Operating Funds	0.00	0.00	0.0%	0.00	0.00	0.0%	113,702.00
Total Income	319,147.12	418,088.00	76.3%	855,325.70	1,174,718.28	72.8%	4,481,664.00
Gross Profit	319,147.12	418,088.00	76.3%	855,325.70	1,174,718.28	72.8%	4,481,664.00
Expense							
51000 · Payroll Expenses							
51100 · Salaries and Wages	171,064.34	184,723.28	92.6%	484,673.83	498,332.77	97.3%	2,309,041.00
51300 · FICA Expense	10,178.17	11,112.00	91.6%	28,725.71	29,659.54	96.9%	138,900.00
51350 · Medicare Tax Expense	2,380.36	2,592.80	91.8%	6,718.14	6,930.58	96.9%	32,410.00
51400 · Retirement Plan Expenses	250.00	14,800.00	1.7%	2,495.00	17,045.00	14.6%	185,000.00
51500 · Workers Comp Expense	16.00	4,800.00	0.3%	11,471.00	16,255.00	70.6%	21,055.00
51600 · SUI Expense	339.11	1,296.80	26.1%	1,061.26	2,018.95	52.6%	3,315.75
51700 · Medical Ins. Expense	45,012.00	34,600.00	130.1%	120,135.19	109,723.19	109.5%	432,500.00
51950 · Employee Performance Bonus	0.00	0.00	0.0%	55.26	0.00	100.0%	6,000.00
Total 51000 · Payroll Expenses	229,239.98	253,924.88	90.3%	655,335.39	679,965.03	96.4%	3,128,221.75
52000 · Insurance Expense							
52100 · Ins. - Vehicles	0.00	15,353.67	0.0%	0.00	15,353.67	0.0%	184,244.00
52150 · Ins- Deductibles/claims	0.00	833.34	0.0%	0.00	833.34	0.0%	10,000.00
Total 52000 · Insurance Expense	0.00	16,187.01	0.0%	0.00	16,187.01	0.0%	194,244.00
53000 · Professional Fees							

MRTA - Operations Main Revenue & Expenditures Budget Performance December 2023

	Dec 23	Budget	% of Budget	Oct - Dec 23	YTD Budget	% of Budget	Annual Budget
53100 · Accounting & Audit	10,450.00			10,450.00			
53200 · IT Systems	650.00	583.34	111.4%	1,650.00	1,583.34	104.2%	7,000.00
53400 · Legal Fees	302.50	800.00	37.8%	302.50	800.00	37.8%	6,000.00
53475 · Medical	222.00	0.00	100.0%	296.00	0.00	100.0%	0.00
53500 · Other Professional Fees	381.00	2,000.00	19.1%	1,361.12	2,980.12	45.7%	15,000.00
Total 53000 · Professional Fees	12,005.50	3,383.34	354.8%	14,059.62	5,363.46	262.1%	28,000.00
54000 · Equipment/ Tool Expense							
54100 · Shop Equipment/ Tools	833.96	420.00	198.6%	1,489.37	1,075.41	138.5%	6,000.00
54300 · Office Equipment	278.32	200.00	139.2%	783.62	468.98	167.1%	7,000.00
Total 54000 · Equipment/ Tool Expense	1,112.28	620.00	179.4%	2,272.99	1,544.39	147.2%	13,000.00
55000 · Rent and Utilities							
55200 · Utilities	2,581.88	4,500.00	57.4%	6,276.07	8,198.14	76.6%	35,000.00
Total 55000 · Rent and Utilities	2,581.88	4,500.00	57.4%	6,276.07	8,198.14	76.6%	35,000.00
56000 · Supplies							
56200 · Janitorial & Safety Supplies	887.58	1,200.00	74.0%	3,262.77	3,610.27	90.4%	15,000.00
56300 · Department & Office Supplies	366.23	400.00	91.6%	1,565.93	1,576.66	99.3%	5,000.00
56400 · Uniforms	1,819.35	500.00	363.9%	6,332.86	5,378.54	117.7%	13,000.00
56500 · Postage and Delivery	132.00	80.00	165.0%	239.42	107.16	223.4%	1,000.00
Total 56000 · Supplies	3,205.16	2,180.00	147.0%	11,400.98	10,672.63	106.8%	34,000.00
57000 · Repairs and Maintenance							
57100 · Equipment Repairs/Maintenance	692.23	400.00	173.1%	910.74	805.99	113.0%	3,500.00
57200 · Building Repairs/Maintenance	16,570.95	1,800.00	920.6%	17,651.19	2,895.00	609.7%	22,000.00
57250 · Bus Stop Repairs/Maint	0.00	830.00	0.0%	1,488.89	2,318.89	64.2%	10,000.00
57300 · Grounds Repairs/Maintenance	709.50	830.00	85.5%	1,425.33	1,569.33	90.8%	10,000.00
57500 · Janitorial Services	0.00	625.00	0.0%	0.00	625.00	0.0%	7,500.00
Total 57000 · Repairs and Maintenance	17,972.68	4,485.00	400.7%	21,476.15	8,214.21	261.5%	53,000.00
58000 · Communications Expense							
58100 · Office Phone Expense	339.71	380.00	89.4%	1,020.96	1,071.54	95.3%	4,600.00
58200 · Cell & Two-Way Mobile	1,813.70	1,750.00	103.6%	5,463.74	5,088.78	107.4%	21,000.00
58300 · Internet/Website	604.71	580.00	104.3%	1,372.88	1,364.71	100.6%	7,000.00
58400 · On-Board Vehicle Computers	0.00	1,060.00	0.0%	0.00	3,180.00	0.0%	12,700.00
Total 58000 · Communications Expense	2,758.12	3,770.00	73.2%	7,857.58	10,705.03	73.4%	45,300.00
59000 · Travel and Training							
59100 · Vehicle/Airfare	2,127.47	725.00	293.4%	2,464.89	1,072.42	229.8%	8,700.00
59200 · Lodging	1,096.54	500.00	219.3%	1,842.54	1,273.00	144.7%	6,080.00
59300 · Food/Meals/Entertainment	338.10	300.00	112.7%	693.14	659.10	105.2%	3,650.00
59400 · Training/Education	2,173.00	1,250.00	173.8%	4,990.50	3,050.00	163.6%	15,000.00
59500 · Safety Curriculum	0.00	0.00	0.0%	0.00	0.00	0.0%	520.00
Total 59000 · Travel and Training	5,735.11	2,775.00	206.7%	9,991.07	6,054.52	165.0%	33,950.00
60000 · Business Expenses							
60100 · Vehicle Registration Fees	0.00	55.00	0.0%	138.00	230.00	60.0%	700.00
60200 · Fines, Penalties, Judgments	0.00	0.00	0.0%	0.00	0.00	0.0%	0.00
60400 · Membership,Dues & Subscriptions	210.93	140.00	150.7%	2,015.12	1,602.10	125.8%	15,000.00
60500 · Bank Fees	0.00	40.00	0.0%	0.00	80.00	0.0%	500.00
Total 60000 · Business Expenses	210.93	235.00	89.8%	2,153.12	1,912.10	112.6%	16,200.00
61000 · Advertising							
61100 · Print Advertising	425.52	2,250.00	18.9%	5,521.24	5,094.12	108.4%	27,459.00
61200 · Radio Advertising	0.00	200.00	0.0%	0.00	400.00	0.0%	2,550.00
61300 · Online Advertising	235.85	200.00	117.9%	365.17	529.32	69.0%	2,400.00
61400 · Vehicle Graphics	2,536.33	580.00	437.3%	2,536.33	1,160.00	218.6%	7,000.00
Total 61000 · Advertising	3,197.70	3,230.00	99.0%	8,422.74	7,183.44	117.3%	39,409.00

MRTA - Operations Main
Revenue & Expenditures Budget Performance
December 2023

	Dec 23	Budget	% of Budget	Oct - Dec 23	YTD Budget	% of Budget	Annual Budget
62000 · Marketing and Promotion							
62100 · Info. Displays-Stop Signage	48.00	330.00	14.5%	268.92	735.03	36.6%	4,000.00
62200 · Graphic Design	135.00	580.00	23.3%	1,215.00	1,680.00	72.3%	7,000.00
62300 · SRTS Promotional Items	0.00	0.00	0.0%	0.00	0.00	0.0%	0.00
62400 · Customer Events and Misc.	0.00	80.00	0.0%	0.00	160.00	0.0%	1,000.00
62450 · External Marketing Support	0.00	0.00	0.0%	0.00	0.00	0.0%	0.00
62500 · Staff Appreciation/ Events	4,459.01	5,000.00	89.2%	5,719.92	5,733.37	99.8%	10,000.00
Total 62000 · Marketing and Promotion	4,642.01	5,990.00	77.5%	7,203.84	8,308.40	86.7%	22,000.00
63000 · Printing and Reproduction							
63100 · Copies, Passes & Flyers	72.07	250.00	28.8%	287.78	584.97	49.2%	3,000.00
63200 · Schedules, Maps & Brochures	660.62	0.00	100.0%	12,267.42	11,611.65	105.6%	16,000.00
Total 63000 · Printing and Reproduction	732.69	250.00	293.1%	12,555.20	12,196.62	102.9%	19,000.00
64000 · Fuel							
64200 · Petroleum Fuel Expense	17,968.44	30,000.00	59.9%	41,855.55	67,900.00	61.6%	297,900.00
64500 · Electric Fuel Expense	8,864.19	20,000.00	44.3%	23,143.89	36,350.00	63.7%	202,100.00
64000 · Fuel - Other	0.00	0.00	0.0%	0.00	0.00	0.0%	0.00
Total 64000 · Fuel	26,832.63	50,000.00	53.7%	64,999.44	104,250.00	62.3%	500,000.00
65000 · Vehicle Maintenance							
65100 · Parts Expense							
65150 · Vehicle Maintenance- freight	0.00	200.00	0.0%	0.00	400.00	0.0%	2,500.00
65100 · Parts Expense - Other	10,148.70	6,000.00	169.1%	19,831.64	17,000.00	116.7%	75,000.00
Total 65100 · Parts Expense	10,148.70	6,200.00	163.7%	19,831.64	17,400.00	114.0%	77,500.00
65200 · Fluids Expense	165.00	2,000.00	8.3%	694.61	2,800.00	24.8%	25,000.00
65300 · Tires Expense	47.58	4,000.00	1.2%	25,573.07	29,594.19	86.4%	60,000.00
65400 · Purchased Services	-263.85	800.00	-33.0%	3,633.65	4,697.50	77.4%	10,000.00
65500 · Vehicle Computer/Diagnostic	0.00	400.00	0.0%	0.00	800.00	0.0%	4,000.00
65600 · Vehicle Glass/Windshield Repai	0.00	625.00	0.0%	1,011.27	1,875.00	53.9%	7,500.00
65700 · Shop Supplies	62.01	400.00	15.5%	338.48	832.56	40.7%	3,500.00
Total 65000 · Vehicle Maintenance	10,159.44	14,425.00	70.4%	51,082.72	57,999.25	88.1%	187,500.00
69500 · Contribution to Fund Balance	0.00	0.00	0.0%	0.00	0.00	0.0%	70,000.00
Total Expense	320,386.11	365,955.23	87.5%	875,086.91	938,754.23	93.2%	4,418,824.75
Net Ordinary Income	-1,238.99	52,132.77	-2.4%	-19,761.21	235,964.05	-8.4%	62,839.25
Net Income	<u>-1,238.99</u>	<u>52,132.77</u>	<u>-2.4%</u>	<u>-19,761.21</u>	<u>235,964.05</u>	<u>-8.4%</u>	<u>62,839.25</u>

MRTA - Operations Main Checks Issued

As of December 31, 2023

Type	Date	Num	Name	Memo	Amount	Balance
11100 - Mountain West Checking						735,038.92
Bill Pmt -Check	12/05/2023	12345	AC Houston Lumber Company	16203-1	-23.98	735,014.94
Bill Pmt -Check	12/05/2023	12346	Blaine County School District	Room for winter kick-off safety meeting	-80.00	734,934.94
Bill Pmt -Check	12/05/2023	12347	Cintas - Uniforms_		-989.47	733,945.47
Bill Pmt -Check	12/05/2023	12348	Clear Creek Disposal	1327	-127.97	733,817.50
Bill Pmt -Check	12/05/2023	12349	Clear Mind Graphics, Inc		-515.00	733,302.50
Bill Pmt -Check	12/05/2023	12350	Glass Masters, Inc.	Replacing 2 broken in bus stop shelter	-1,123.25	732,179.25
Bill Pmt -Check	12/05/2023	12351	Ketchum Computers, Inc.		-650.00	731,529.25
Bill Pmt -Check	12/05/2023	12352	Les Schwab	117-00888	-238.96	731,290.29
Bill Pmt -Check	12/05/2023	12353	Napa Auto Parts	3752	-1,665.16	729,625.13
Bill Pmt -Check	12/05/2023	12354	River Run Auto Parts/ Warm Spri...	7025	-24.79	729,600.34
Bill Pmt -Check	12/05/2023	12355	Sun Valley Source Magazine	Winter/Spring 2023-2024 Full Ad	-1,000.00	728,600.34
Bill Pmt -Check	12/05/2023	12356	United Oil	38068 \$93.76 Diesel - \$4,568.71 2nd half September	-4,662.47	723,937.87
Liability Check	12/06/2023		QuickBooks Payroll Service	Created by Payroll Service on 12/04/2023	-62,627.93	661,309.94
Bill Pmt -Check	12/06/2023	ACH	Intermtn Gas Co #826 580 3000 0	#826 580 3000 0	-314.44	660,995.50
Paycheck	12/07/2023	DD	Aguilar, Hortencia	Direct Deposit	0.00	660,995.50
Paycheck	12/07/2023	DD	Arenas Astorga, Guadalupe O	Direct Deposit	0.00	660,995.50
Paycheck	12/07/2023	DD	Bevard, Corey J	Direct Deposit	0.00	660,995.50
Paycheck	12/07/2023	DD	Buell, Joshua	Direct Deposit	0.00	660,995.50
Paycheck	12/07/2023	DD	Canfield, James	Direct Deposit	0.00	660,995.50
Paycheck	12/07/2023	DD	Cangiamilla, Monte	Direct Deposit	0.00	660,995.50
Paycheck	12/07/2023	DD	Cardona Hernandez, Margarita	Direct Deposit	0.00	660,995.50
Paycheck	12/07/2023	DD	Chairez Alvarez, Gloria M	Direct Deposit	0.00	660,995.50
Paycheck	12/07/2023	DD	Cosio-Tamayo, Jeronimo	Direct Deposit	0.00	660,995.50
Paycheck	12/07/2023	DD	De Loera Colis, Daniel	Direct Deposit	0.00	660,995.50
Paycheck	12/07/2023	DD	Donaldson, Anthony	Direct Deposit	0.00	660,995.50
Paycheck	12/07/2023	DD	Garcia-Izarraras, Gerardo	Direct Deposit	0.00	660,995.50
Paycheck	12/07/2023	DD	Glasscock, David T	Direct Deposit	0.00	660,995.50
Paycheck	12/07/2023	DD	Hoechtl, Gerhard	Direct Deposit	0.00	660,995.50
Paycheck	12/07/2023	DD	Humbach, Eric	Direct Deposit	0.00	660,995.50
Paycheck	12/07/2023	DD	Kelbert, Ashley	Direct Deposit	0.00	660,995.50
Paycheck	12/07/2023	DD	Kelly, David W	Direct Deposit	0.00	660,995.50
Paycheck	12/07/2023	DD	Knudson, Michael W	Direct Deposit	0.00	660,995.50
Paycheck	12/07/2023	DD	Leon, Teofilo O	Direct Deposit	0.00	660,995.50
Paycheck	12/07/2023	DD	Leon, Yene A	Direct Deposit	0.00	660,995.50
Paycheck	12/07/2023	DD	Little, Timothy J	Direct Deposit	0.00	660,995.50
Paycheck	12/07/2023	DD	Loeza, Veronica	Direct Deposit	0.00	660,995.50
Paycheck	12/07/2023	DD	MacPherson, Kim	Direct Deposit	0.00	660,995.50
Paycheck	12/07/2023	DD	McAfee, Nancy	Direct Deposit	0.00	660,995.50
Paycheck	12/07/2023	DD	Morgus, Wallace	Direct Deposit	0.00	660,995.50
Paycheck	12/07/2023	DD	Morrissey, Kevin	Direct Deposit	0.00	660,995.50
Paycheck	12/07/2023	DD	Nestor, Robert A	Direct Deposit	0.00	660,995.50
Paycheck	12/07/2023	DD	Obland, Bryan	Direct Deposit	0.00	660,995.50
Paycheck	12/07/2023	DD	Ortiz Ayala, Jose J	Direct Deposit	0.00	660,995.50
Paycheck	12/07/2023	DD	Parker, Michael J	Direct Deposit	0.00	660,995.50
Paycheck	12/07/2023	DD	Poklemba, Stephen	Direct Deposit	0.00	660,995.50
Paycheck	12/07/2023	DD	Romanchuk, Ryan	Direct Deposit	0.00	660,995.50
Paycheck	12/07/2023	DD	Romero-Campos, Raul	Direct Deposit	0.00	660,995.50
Paycheck	12/07/2023	DD	Ruiz Loera, Elisabeth	Direct Deposit	0.00	660,995.50
Paycheck	12/07/2023	DD	Russell, Tiffany	Direct Deposit	0.00	660,995.50
Paycheck	12/07/2023	DD	Tellez, Carlos	Direct Deposit	0.00	660,995.50
Paycheck	12/07/2023	DD	Vega, Roberto	Direct Deposit	0.00	660,995.50
Paycheck	12/07/2023	DD	Victorino, Jose L	Direct Deposit	0.00	660,995.50
Paycheck	12/07/2023	DD	Wahlgren, Allan	Direct Deposit	0.00	660,995.50
Paycheck	12/07/2023	DD	Walsh, Murray S.	Direct Deposit	0.00	660,995.50
Paycheck	12/07/2023	DD	Ward, Douglas B	Direct Deposit	0.00	660,995.50
Liability Check	12/07/2023	12344	Idaho Child Support Receipting	326231	-245.08	660,750.42
Liability Check	12/07/2023	E-pay	United States Treasury	82-0382250 QB Tracking # 570814998	-19,786.40	640,964.02
Bill Pmt -Check	12/07/2023	12357	Snap-on Tools		-77.00	640,887.02
Bill Pmt -Check	12/07/2023	12358	Sterling Urgent Care		-92.00	640,795.02
Liability Check	12/08/2023	ACH	Idaho State Tax Commission	000186434	-6,650.00	634,145.02
Deposit	12/11/2023		Deposit		220.00	634,365.02
Deposit	12/11/2023		Deposit		3,508.85	637,873.87
Bill Pmt -Check	12/12/2023	12359	Atkinsons' Grocery		-75.36	637,798.51
Bill Pmt -Check	12/12/2023	12360	Benefits2 Administrator LLC		-125.00	637,673.51
Bill Pmt -Check	12/12/2023	12361	Business As Usual		-130.18	637,543.33
Bill Pmt -Check	12/12/2023	12362	City of Ketchum		-11.79	637,531.54
Bill Pmt -Check	12/12/2023	12363	Econo Signs LLC		-59.01	637,472.53
Bill Pmt -Check	12/12/2023	12364	Express Publishing Inc.	Snow Edition Nonprofit - Bus Auction	-2,251.60	635,220.93
Bill Pmt -Check	12/12/2023	12365	GEM State Paper & Supply Co.	105020	-154.61	635,066.32
Bill Pmt -Check	12/12/2023	12366	Gem State Welders Supply Inc	MOUNTB 0	-9.30	635,057.02
Bill Pmt -Check	12/12/2023	12367	Gillig, LLC	36869601	-1,886.34	633,170.68
Bill Pmt -Check	12/12/2023	12368	Gravis Law, PLLC		-302.50	632,868.18
Bill Pmt -Check	12/12/2023	12369	Idaho Lumber & ACE Hardware		-60.97	632,807.21
Bill Pmt -Check	12/12/2023	12370	Idaho State Tax Commission - Fu...		-36.19	632,771.02
Bill Pmt -Check	12/12/2023	12371	Les Schwab	117-00888	-339.92	632,431.10
Bill Pmt -Check	12/12/2023	12372	Northwest Lift & Equipment, LLC		-692.23	631,738.87
Bill Pmt -Check	12/12/2023	12373	Sentinel Fire & Security		-119.85	631,619.02
Bill Pmt -Check	12/12/2023	12374	The Aftermarket Parts Company, ...	Front Axle for Bus 203	-2,183.96	629,435.06
Bill Pmt -Check	12/12/2023	12375	Thermo Fluids, Inc.		-165.00	629,270.06
Bill Pmt -Check	12/12/2023	12376	Verizon Connect Nwf, Inc. #1000...		-814.22	628,455.84
Bill Pmt -Check	12/12/2023	12377	Wells Fargo	VOID: 4856200370127790	0.00	628,455.84
Bill Pmt -Check	12/12/2023	12378	White Cloud Communications Inc.		-570.00	627,885.84
Deposit	12/12/2023		Deposit		2,420.06	630,305.90
Check	12/13/2023	12377	Void	VOID:	0.00	630,305.90
Bill Pmt -Check	12/13/2023	12379	Wells Fargo	VOID: 4856200370127790	0.00	630,305.90
Check	12/13/2023	12380	Void	VOID:	0.00	630,305.90
Deposit	12/14/2023		Deposit		50,000.00	680,305.90
Deposit	12/15/2023		Deposit		6,633.53	686,939.43
Deposit	12/18/2023		Deposit		113,300.00	800,239.43
Check	12/19/2023	12379	Void	VOID:	0.00	800,239.43
Bill Pmt -Check	12/19/2023	12382	AC Houston Lumber Company	16203-1	-240.99	799,998.44
Bill Pmt -Check	12/19/2023	12383	American Funds	plan ID BRK100102	-125.00	799,873.44

MRTA - Operations Main Checks Issued

As of December 31, 2023

Type	Date	Num	Name	Memo	Amount	Balance
Bill Pmt -Check	12/19/2023	12384	BengalWorks, LLC		-2,756.83	797,116.61
Bill Pmt -Check	12/19/2023	12385	Davis Embroidery		-1,176.38	795,940.23
Bill Pmt -Check	12/19/2023	12386	GEM State Paper & Supply Co.	105020	-169.63	795,770.60
Bill Pmt -Check	12/19/2023	12387	Gerardo Garcia	NRTAP Conference	-786.23	794,984.37
Bill Pmt -Check	12/19/2023	12388	Jane's Artifacts		-262.96	794,721.41
Bill Pmt -Check	12/19/2023	12389	Kim MacPherson (Vendor)	expense reimbursement	-2,775.88	791,945.53
Bill Pmt -Check	12/19/2023	12390	Les Wilson Trucking LLC	NRTAP Conference	-776.00	791,169.53
Bill Pmt -Check	12/19/2023	12391	Murray Walsh	BSU Leadership Class	-1,098.00	790,071.53
Bill Pmt -Check	12/19/2023	12392	Northwest Lift & Equipment Do N...		-692.23	789,379.30
Bill Pmt -Check	12/19/2023	12393	Platt Electric Supply		-310.24	789,069.06
Bill Pmt -Check	12/19/2023	12394	St Luke's Clinic - Hailey	940000328	-222.00	788,847.06
Bill Pmt -Check	12/19/2023	12395	State Insurance Fund	Policy # 495600	-16.00	788,831.06
Bill Pmt -Check	12/19/2023	12396	The Aftermarket Parts Company, ...		-1,095.22	787,735.84
Bill Pmt -Check	12/19/2023	12397	Wells Fargo	4856200370127790	-2,852.34	784,883.50
Bill Pmt -Check	12/19/2023	12398	Wienhoff Drug Testing	See Bank Statement	-197.00	784,686.50
Liability Check	12/20/2023		QuickBooks Payroll Service	Created by Payroll Service on 12/18/2023	-65,947.86	718,738.64
Deposit	12/20/2023			Deposit	6,654.01	725,392.65
Transfer	12/20/2023	ACH		Transfer to LGIP Operations account	-600,000.00	125,392.65
Paycheck	12/21/2023	DD	Aguilar, Hortencia	Direct Deposit	0.00	125,392.65
Paycheck	12/21/2023	DD	Arenas Astorga, Guadalupe O	Direct Deposit	0.00	125,392.65
Paycheck	12/21/2023	DD	Bevard, Corey J	Direct Deposit	0.00	125,392.65
Paycheck	12/21/2023	DD	Buell, Joshua	Direct Deposit	0.00	125,392.65
Paycheck	12/21/2023	DD	Canfield, James	Direct Deposit	0.00	125,392.65
Paycheck	12/21/2023	DD	Cangiamilla, Monte	Direct Deposit	0.00	125,392.65
Paycheck	12/21/2023	DD	Cardona Hernandez, Margarita	Direct Deposit	0.00	125,392.65
Paycheck	12/21/2023	DD	Chairez Alvarez, Gloria M	Direct Deposit	0.00	125,392.65
Paycheck	12/21/2023	DD	Cosio-Tamayo, Jeronimo	Direct Deposit	0.00	125,392.65
Paycheck	12/21/2023	DD	De Loera Colis, Daniel	Direct Deposit	0.00	125,392.65
Paycheck	12/21/2023	DD	Garcia-Izarraras, Gerardo	Direct Deposit	0.00	125,392.65
Paycheck	12/21/2023	DD	Glasscock, David T	Direct Deposit	0.00	125,392.65
Paycheck	12/21/2023	DD	Hoechtl, Gerhard	Direct Deposit	0.00	125,392.65
Paycheck	12/21/2023	DD	Humbach, Eric	Direct Deposit	0.00	125,392.65
Paycheck	12/21/2023	DD	Kelbert, Ashley	Direct Deposit	0.00	125,392.65
Paycheck	12/21/2023	DD	Kelly, David W	Direct Deposit	0.00	125,392.65
Paycheck	12/21/2023	DD	Knudson, Michael W	Direct Deposit	0.00	125,392.65
Paycheck	12/21/2023	DD	Leon, Teofilo O	Direct Deposit	0.00	125,392.65
Paycheck	12/21/2023	DD	Leon, Yene A	Direct Deposit	0.00	125,392.65
Paycheck	12/21/2023	DD	Little, Timothy J	Direct Deposit	0.00	125,392.65
Paycheck	12/21/2023	DD	Loeza, Veronica	Direct Deposit	0.00	125,392.65
Paycheck	12/21/2023	DD	MacPherson, Kim	Direct Deposit	0.00	125,392.65
Paycheck	12/21/2023	DD	McAfee, Nancy	Direct Deposit	0.00	125,392.65
Paycheck	12/21/2023	DD	Morgus, Wallace	Direct Deposit	0.00	125,392.65
Paycheck	12/21/2023	DD	Morrissey, Kevin	Direct Deposit	0.00	125,392.65
Paycheck	12/21/2023	DD	Nestor, Robert A	Direct Deposit	0.00	125,392.65
Paycheck	12/21/2023	DD	Obland, Bryan	Direct Deposit	0.00	125,392.65
Paycheck	12/21/2023	DD	Ortiz Ayala, Jose J	Direct Deposit	0.00	125,392.65
Paycheck	12/21/2023	DD	Parker, Michael J	Direct Deposit	0.00	125,392.65
Paycheck	12/21/2023	DD	Poklemba, Stephen	Direct Deposit	0.00	125,392.65
Paycheck	12/21/2023	DD	Romanchuk, Ryan	Direct Deposit	0.00	125,392.65
Paycheck	12/21/2023	DD	Romero-Campos, Raul	Direct Deposit	0.00	125,392.65
Paycheck	12/21/2023	DD	Ruiz Loera, Elisabeth	Direct Deposit	0.00	125,392.65
Paycheck	12/21/2023	DD	Russell, Tiffany	Direct Deposit	0.00	125,392.65
Paycheck	12/21/2023	DD	Sproule, William	Direct Deposit	0.00	125,392.65
Paycheck	12/21/2023	DD	Tellez, Carlos	Direct Deposit	0.00	125,392.65
Paycheck	12/21/2023	DD	Vega, Roberto	Direct Deposit	0.00	125,392.65
Paycheck	12/21/2023	DD	Victorino, Jose L	Direct Deposit	0.00	125,392.65
Paycheck	12/21/2023	DD	Wahlgren, Allan	Direct Deposit	0.00	125,392.65
Paycheck	12/21/2023	DD	Walsh, Murray S.	Direct Deposit	0.00	125,392.65
Paycheck	12/21/2023	DD	Ward, Douglas B	Direct Deposit	0.00	125,392.65
Liability Check	12/21/2023	12381	Idaho Child Support Receipting	326231	-245.08	125,147.57
Liability Check	12/21/2023	E-pay	United States Treasury	82-0382250 QB Tracking # 1205305998	-21,080.66	104,066.91
Deposit	12/22/2023			Deposit	52,433.96	156,500.87
Bill Pmt -Check	12/26/2023	ACH	Idaho Power Acc#2204788885	Acct #2204788885	-334.50	156,166.37
Bill Pmt -Check	12/26/2023	ACH	Idaho Power Acc#2207743978 K...	Ketchum Bus Charge	-5,120.45	151,045.92
Bill Pmt -Check	12/26/2023	12399	AC Houston Lumber Company	16203-1	-277.93	150,767.99
Bill Pmt -Check	12/26/2023	12400	Atkinsons' Grocery	Employee Xmas Gift Certificates	-4,000.00	146,767.99
Bill Pmt -Check	12/26/2023	12401	Business As Usual		-21.25	146,746.74
Bill Pmt -Check	12/26/2023	12402	Carlos Tellez'		-299.00	146,447.74
Bill Pmt -Check	12/26/2023	12403	GEM State Paper & Supply Co.	105020	-51.07	146,396.67
Bill Pmt -Check	12/26/2023	12404	Glass Masters, Inc.		-418.28	145,978.39
Bill Pmt -Check	12/26/2023	12405	Ill-A Trust	Health Ins	-44,858.00	101,120.39
Bill Pmt -Check	12/26/2023	12406	Integrated Technologies		-72.07	101,048.32
Bill Pmt -Check	12/26/2023	12407	Les Schwab	117-00888	-47.58	101,000.74
Bill Pmt -Check	12/26/2023	12408	Sentinel Fire & Security		-432.00	100,568.74
Bill Pmt -Check	12/26/2023	12409	Snap-on Tools		-276.25	100,292.49
Bill Pmt -Check	12/26/2023	12410	Southern Belle Business Park Ow...		-1,188.00	99,104.49
Deposit	12/31/2023			Interest	21.30	99,125.79
Total 11100 · Mountain West Checking					-635,913.13	99,125.79
TOTAL					-635,913.13	99,125.79



Rate Information

Your rate may vary according to the terms of your agreement.

TYPE OF BALANCE	ANNUAL INTEREST RATE	DAILY FINANCE CHARGE RATE	AVERAGE DAILY BALANCE	PERIODIC FINANCE CHARGES	TRANSACTION FINANCE CHARGES	TOTAL FINANCE CHARGES
PURCHASES	19.490%	.05339%	\$0.00	\$0.00	\$0.00	\$0.00
CASH ADVANCES	29.240%	.08010%	\$0.00	\$0.00	\$0.00	\$0.00
TOTAL				\$0.00	\$0.00	\$0.00

Important Information

TOTAL *FINANCE CHARGE* BILLED IN 2023 \$130.01

TOTAL *FINANCE CHARGE* PAID IN 2023 \$130.01

Summary of Sub Account Usage

Name	Sub Account Number Ending In	Monthly Spending Cap	Spend This Period
KIMBERLY MACPHERSON	6405	7,500	\$1,440.66

Transaction Details

The transactions detailed on this Consolidated Billing Control Account Statement contain transactions made directly to this Control Account plus all transactions made on Sub Accounts. If there were no transactions made by a Sub Account that Sub Account will not appear.

Trans	Post	Reference Number	Description	Credits	Charges
12/19	12/19	F592100B8000Q1360	ADJUSTMENT-PAYMENTS		2,852.34
12/19	12/19	7485620B126RZBMV4	PAYMENT THANK YOU	2,852.34	
12/20	12/20	7485620B236HHK433	BRANCH PAYMENT - CHECK THANK YOU	2,852.34	
			TOTAL 4856200370127790	\$2,852.34-	

Transaction Summary For **KIMBERLY MACPHERSON**
Sub Account Number Ending In **6405**

12/01	12/02	2420429AF01QH1JZX	GOOGLE GSUITE_mrtaoperat650-2530000 CA		43.20 ✓
12/01	12/02	2449216AF001LDD0Z	YELPINC*855 380 9357 WWW.YELP.COM CA		136.11 ✓
12/03	12/03	2469216AH2XVOL416	8X8, INC. 888-898-8733 CA ✓		277.93 ✓
12/07	12/07	7469216AM31NRQYNX	AMZN Mktp US Amzn.com/bill WA	8.94 ✓	
12/13	12/13	2469216AV2XJOM79S	WWW COSTCO COM 800-955-2292 WA ✓ paper towels, Sponges, coffee		133.82 ✓
12/14	12/14	2401134AW0010RZL2	WWW.AMAZON* 112-885312 WWW.AMAZON.CO WA ✓ Cleaning Cloths		23.88 ✓
12/15	12/15	2405522AY2M11AE8L	SHORTY'S DINER HAILEY ID ✓ Management meeting		91.99 ✓
12/15	12/15	7469216AX2YMNYNFT	AMZN Mktp US Amzn.com/bill WA	22.06 ✓	
12/19	12/19	2469216B12ZVTWLPV	SQ *WRAPCITY, INC. gosq.com ID ✓ management meeting		69.95 ✓
12/20	12/20	2413746B301SGEQAY	USPS PO 1547750340 KETCHUM ID		132.00 ✓
12/20	12/20	2449215B2LY6NQ7GJ	ADOBE *ACROPRO SUBS 408-536-6000 CA		119.95 ✓
12/20	12/20	2449215B2LY6TQ53P	ADOBE *CREATIVE CLOUD 408-536-6000 CA		34.99 ✓
12/20	12/20	2475542B3MB5MJE27	GRAINGER 877-2022594 IL ✓ Stray voltage Eliminator		272.63 ✓
12/20	12/20	2475542B351LEPHZF	STARBUCKS KETCHUM ID ✓ Coffee for mangement meeting		22.68 ✓
12/26	12/26	7443099B8BM96Z2GM	MICROSOFT*365 MSBILL.INFO WA	30.41	
01/01	01/01	2446634QH9QXXZ0KA	GOOGLE *GSUITE_MRTAOPE 650-2530000 CA		43.20
01/01	01/01	2469216QH301K9ERX	YELPINC*855 380 9357 855-380-9357 CA		99.74 ✓
			TOTAL	\$1,440.66	

KIMBERLY MACPHERSON / Sub Acct Ending In 6405

MRTA - Operations Main

Balance Sheet

As of December 31, 2023

02/01/24

Accrual Basis

	Dec 31, 23
ASSETS	
Current Assets	
Checking/Savings	
11100 · Mountain West Checking	99,125.79
11500 · Petty Cash	75.72
11600 · General Fund LGIP	203,792.39
Total Checking/Savings	302,993.90
Accounts Receivable	
11800 · Accounts Receivable	288,251.70
Total Accounts Receivable	288,251.70
Other Current Assets	
12000 · Due From Operations Main Fund	600,000.00
14500 · Prepaid Assets	92,122.00
Total Other Current Assets	692,122.00
Total Current Assets	1,283,367.60
TOTAL ASSETS	1,283,367.60
LIABILITIES & EQUITY	
Liabilities	
Current Liabilities	
Accounts Payable	
20500 · Accounts Payable	14,249.92
Total Accounts Payable	14,249.92
Other Current Liabilities	
23000 · Due to WFH Fund	2,100.00
24000 · Payroll Liabilities	
24700 · State Tax W/H Payable	6,758.00
24800 · State Unemployment Tax Payable	732.90
25500 · Employee Prem W/H & Payable	19,955.58
24000 · Payroll Liabilities - Other	104.76
Total 24000 · Payroll Liabilities	27,551.24
Total Other Current Liabilities	29,651.24
Total Current Liabilities	43,901.16
Total Liabilities	43,901.16
Equity	
30000 · Opening Bal Equity	167,470.40
32000 · Reserve Balance	1,091,757.25
Net Income	-19,761.21
Total Equity	1,239,466.44
TOTAL LIABILITIES & EQUITY	1,283,367.60

MRTA - Capital Equipment Fund Revenue & Expenditures Budget Performance October through December 2023

	Oct - Dec 23	Budget	% of Budget	Oct - Dec 23	YTD Budget	% of Budget	Annual Bud...
Income							
41000 · Federal Funding							
41100 · Federal-5339							
41101 · Federal -5339- Buses	0.00	0.00	0.0%	0.00	0.00	0.0%	0.00
41102 · Federal- 5339-Vans	0.00	0.00	0.0%	0.00	0.00	0.0%	672,000.00
Total 41100 · Federal-5339	0.00	0.00	0.0%	0.00	0.00	0.0%	672,000.00
Total 41000 · Federal Funding	0.00	0.00	0.0%	0.00	0.00	0.0%	672,000.00
43000 · Local Funding							
43100 · Local - Ketchum	0.00	0.00	0.0%	0.00	0.00	0.0%	0.00
43200 · Local - Hailey	0.00	0.00	0.0%	0.00	0.00	0.0%	0.00
43400 · Local - Blaine County	0.00	0.00	0.0%	0.00	0.00	0.0%	0.00
43500 · Local - Sun Valley	0.00	0.00	0.0%	0.00	0.00	0.0%	0.00
43600 · Local -Sun Valley Company	0.00	0.00	0.0%	0.00	0.00	0.0%	0.00
43000 · Local Funding - Other	0.00	0.00	0.0%	0.00	0.00	0.0%	0.00
Total 43000 · Local Funding	0.00	0.00	0.0%	0.00	0.00	0.0%	0.00
48000 · Transfers/ Use of Reserve Cash	0.00	0.00	0.0%	0.00	0.00	0.0%	0.00
49000 · Interest Earned	8,740.89	240.00	3,642.0%	8,740.89	240.00	3,642.0%	1,000.00
49900 · Misc. Income	12,400.00	0.00	100.0%	12,400.00	0.00	100.0%	10,000.00
Total Income	21,140.89	240.00	8,808.7%	21,140.89	240.00	8,808.7%	683,000.00
Gross Profit	21,140.89	240.00	8,808.7%	21,140.89	240.00	8,808.7%	683,000.00
Expense							
54000 · Equipment/Tool Expense	0.00	0.00	0.0%	0.00	0.00	0.0%	17,000.00
60000 · Business Expenses							
60500 · Bank Fees	20.00			20.00			
Total 60000 · Business Expenses	20.00			20.00			
68000 · Capital Expenses							
68050 · Support Vehicles	13,315.00			13,315.00			15,000.00
68100 · Expend for Vans/ Light Duty Bus	0.00	0.00	0.0%	0.00	0.00	0.0%	840,000.00
68200 · Exp. for Buses-mid/heavy duty	0.00	0.00	0.0%	0.00	0.00	0.0%	0.00
68500 · Technology	29,085.02			29,085.02			
Total 68000 · Capital Expenses	42,400.02	0.00	100.0%	42,400.02	0.00	100.0%	855,000.00
Total Expense	42,420.02	0.00	100.0%	42,420.02	0.00	100.0%	872,000.00
Net Income	-21,279.13	240.00	-8,866.3%	-21,279.13	240.00	-8,866.3%	-189,000.00

MRTA - Capital Equipment Fund
Account QuickReport - Mountain West Bank
As of December 31, 2023

Type	Date	Num	Name	Memo	Amount	Balance
11100 · Mountain West Checking						3,567.84
Deposit	10/17/2023			Deposit	7,164.00	10,731.84
Bill Pmt -Check	10/23/2023	1066	Ascension Quality Tools, LLC		-5,995.00	4,736.84
Deposit	10/31/2023			Interest	0.29	4,737.13
Deposit	11/07/2023			Deposit	15,000.00	19,737.13
Bill Pmt -Check	11/07/2023	1067	Boise Auto Group LLC		-13,315.00	6,422.13
Deposit	11/21/2023			Deposit	12,400.00	18,822.13
Deposit	11/30/2023			Interest	0.55	18,822.68
Deposit	12/11/2023			Deposit	800,000.00	818,822.68
Check	12/12/2023	Wire	New Flyer	Wire payment for Bus #2208	-810,168.46	8,654.22
Check	12/12/2023	ACH	Mountain West Bank	Wire Transfer Fee	-20.00	8,634.22
Bill Pmt -Check	12/27/2023	1068	Transloc Inc.		-29,085.02	-20,450.80
Deposit	12/28/2023			Deposit	24,000.00	3,549.20
Deposit	12/31/2023			Interest	1.75	3,550.95
Total 11100 · Mountain West Checking					-16.89	3,550.95
TOTAL					-16.89	3,550.95

MRTA - Capital Equipment Fund
Balance Sheet
As of December 31, 2023

	Dec 31, 23
ASSETS	
Current Assets	
Checking/Savings	
11100 · Mountain West Checking	3,550.95
11600 · LGIP Capital Equipment Acct.	196,460.77
Total Checking/Savings	200,011.72
Accounts Receivable	
11800 · Accounts Receivable	432,639.00
Total Accounts Receivable	432,639.00
Total Current Assets	632,650.72
TOTAL ASSETS	632,650.72
LIABILITIES & EQUITY	
Equity	
32000 · Retained Earnings	653,929.85
Net Income	-21,279.13
Total Equity	632,650.72
TOTAL LIABILITIES & EQUITY	632,650.72

MRTA - Facilities Fund
Revenue & Expenditures Budget Performance
 October through December 2023

	Oct - Dec 23	Budget	% of Budget	Oct - Dec 23	YTD Budget	% of Budget	Annual Budget
Income							
41000 · Federal Funding							
41100 · Federal							
41106 · Federal- Facility	0.00	0.00	0.0%	0.00	0.00	0.0%	4,997,000.00
Total 41100 · Federal	0.00	0.00	0.0%	0.00	0.00	0.0%	4,997,000.00
Total 41000 · Federal Funding	0.00	0.00	0.0%	0.00	0.00	0.0%	4,997,000.00
43000 · Local Funding	0.00	0.00	0.0%	0.00	0.00	0.0%	1,200,000.00
49000 · Interest Earned	7,088.14	24.00	29,533.9%	7,088.14	24.00	29,533.9%	100.00
Total Income	7,088.14	24.00	29,533.9%	7,088.14	24.00	29,533.9%	6,197,100.00
Expense							
66000 · Construction/Acquisition							
66300 · Design/Planning							
66310 · Electrification Infrastructure	0.00	0.00	0.0%	0.00	0.00	0.0%	200,000.00
Total 66300 · Design/Planning	0.00	0.00	0.0%	0.00	0.00	0.0%	200,000.00
66400 · South Valley Facility							
66410 · South Valley Acquisition	20,535.25	21,050.00	97.6%	20,535.25	21,050.00	97.6%	6,046,250.00
66420 · South Valley Improvements	4,841.50	4,841.50	100.0%	4,841.50	4,841.50	100.0%	10,000.00
Total 66400 · South Valley Facility	25,376.75	25,891.50	98.0%	25,376.75	25,891.50	98.0%	6,056,250.00
66500 · Ketchum Facility upgrades	1,844.60	1,844.60	100.0%	1,844.60	1,844.60	100.0%	110,000.00
Total 66000 · Construction/Acquisition	27,221.35	27,736.10	98.1%	27,221.35	27,736.10	98.1%	6,366,250.00
Total Expense	27,221.35	27,736.10	98.1%	27,221.35	27,736.10	98.1%	6,366,250.00
Net Income	-20,133.21	-27,712.10	72.7%	-20,133.21	-27,712.10	72.7%	-169,150.00

MRTA - Facilities Fund
Account QuickReport - Mountain West Bank
As of December 31, 2023

Type	Date	Num	Name	Memo	Amount	Balance
11100 - Mountain West Checking						2,892.90
Bill Pmt -Check	10/23/2023	461	Square D Construction ...		-5,100.00	-2,207.10
Bill Pmt -Check	10/23/2023	462	Vital ink Architecture		-4,841.50	-7,048.60
Deposit	10/27/2023			Deposit	10,000.00	2,951.40
Deposit	10/31/2023			Interest	0.19	2,951.59
Bill Pmt -Check	11/07/2023	463	Southern Belle Busines...	To Sign Review	-150.00	2,801.59
Bill Pmt -Check	11/07/2023	464	Structural Engineering ...		-1,844.60	956.99
Deposit	11/08/2023			Deposit	2,500.00	3,456.99
Deposit	11/09/2023			Deposit	2,000.00	5,456.99
Deposit	11/30/2023			Interest	0.41	5,457.40
Bill Pmt -Check	12/01/2023	465	Square D Construction ...		-5,175.00	282.40
Bill Pmt -Check	12/05/2023	466	Square D Construction ...		-5,925.00	-5,642.60
Deposit	12/05/2023			Deposit	2,500.00	-3,142.60
Deposit	12/05/2023			Deposit	6,500.00	3,357.40
Check	12/08/2023	467	City of Bellevue		-464.00	2,893.40
Bill Pmt -Check	12/13/2023	468	Galena-Benchmark En...		-1,246.25	1,647.15
Deposit	12/13/2023			Deposit	2,000.00	3,647.15
Bill Pmt -Check	12/27/2023	469	Engineering System So...		-2,475.00	1,172.15
Deposit	12/27/2023			Deposit	2,000.00	3,172.15
Deposit	12/31/2023			Interest	0.32	3,172.47
Total 11100 - Mountain West Checking					279.57	3,172.47
TOTAL					279.57	3,172.47

MRTA - Facilities Fund
Balance Sheet
As of December 31, 2023

	Dec 31, 23
ASSETS	
Current Assets	
Checking/Savings	
11100 · Mountain West Checking	3,172.47
11600 · LGIP Facilities Account	774,056.30
	777,228.77
Total Checking/Savings	777,228.77
Total Current Assets	777,228.77
TOTAL ASSETS	777,228.77
LIABILITIES & EQUITY	
Equity	
30000 · Opening Bal Equity	135,196.00
32000 · Retained Earnings	662,165.98
Net Income	-20,133.21
	777,228.77
Total Equity	777,228.77
TOTAL LIABILITIES & EQUITY	777,228.77

MRTA - Work Force Housing Fund
Revenue & Expenditures Budget Performance
 October through December 2023

	Oct - Dec 23	Budget	% of Budget	Oct - Dec 23	YTD Budget	% of Budget	Annual Budget
Ordinary Income/Expense							
Income							
45000 · Revenue							
45300 · Rev - Housing Units							
45350 · Apartment Rent	8,650.00	8,100.00	106.8%	8,650.00	8,100.00	106.8%	32,400.00
Total 45300 · Rev - Housing Units	8,650.00	8,100.00	106.8%	8,650.00	8,100.00	106.8%	32,400.00
45400 · Rev - Laundry	0.00	0.00	0.0%	0.00	0.00	0.0%	700.00
Total 45000 · Revenue	8,650.00	8,100.00	106.8%	8,650.00	8,100.00	106.8%	33,100.00
49000 · Interest Earned	165.90	120.00	138.3%	165.90	120.00	138.3%	500.00
Total Income	8,815.90	8,220.00	107.2%	8,815.90	8,220.00	107.2%	33,600.00
Expense							
55000 · Rent and Utilities							
55200 · Utilities	2,187.03	2,350.00	93.1%	2,187.03	2,350.00	93.1%	7,800.00
Total 55000 · Rent and Utilities	2,187.03	2,350.00	93.1%	2,187.03	2,350.00	93.1%	7,800.00
57000 · Repairs and Maintenance							
57100 · Equipment Repairs/Maintenance	0.00	186.00	0.0%	0.00	186.00	0.0%	750.00
57200 · Building Repairs/Maintenance	668.53	1,900.00	35.2%	668.53	1,900.00	35.2%	14,300.00
57400 · Elevator Expense	3,485.00	186.00	1,873.7%	3,485.00	186.00	1,873.7%	750.00
Total 57000 · Repairs and Maintenance	4,153.53	2,272.00	182.8%	4,153.53	2,272.00	182.8%	15,800.00
69000 · Transfer out to Operations Acct	833.34	2,500.02	33.3%	833.34	2,500.02	33.3%	10,000.00
Total Expense	7,173.90	7,122.02	100.7%	7,173.90	7,122.02	100.7%	33,600.00
Net Ordinary Income	1,642.00	1,097.98	149.5%	1,642.00	1,097.98	149.5%	0.00
Net Income	<u>1,642.00</u>	<u>1,097.98</u>	<u>149.5%</u>	<u>1,642.00</u>	<u>1,097.98</u>	<u>149.5%</u>	<u>0.00</u>

MRTA - Work Force Housing Fund Account QuickReport - Mountain West Bank

Accrual Basis

As of December 31, 2023

Type	Date	Num	Name	Memo	Amount	Balance
11100 - Mountain West Checking						17,355.05
Deposit	10/02/2023			Deposit	550.00	17,905.05
Bill Pmt -Check	10/22/2023	1086	City of Ketchum	1269	-214.43	17,690.62
Bill Pmt -Check	10/22/2023	1087	Clear Creek Disposal	1327	-48.57	17,642.05
Bill Pmt -Check	10/23/2023	ACH	Idaho Power	Acct #2204788885	-145.18	17,496.87
Bill Pmt -Check	10/23/2023	ACH	Intermountain Gas Company 3000 7	14197700-001-9	-65.33	17,431.54
Bill Pmt -Check	10/31/2023	ACH	Intermountain Gas Company 3000 7	14197700-001-9	-169.67	17,261.87
Deposit	10/31/2023			Interest	0.75	17,262.62
Bill Pmt -Check	11/01/2023	ACH	Operations Account		-833.34	16,429.28
Deposit	11/02/2023			Deposit	550.00	16,979.28
Bill Pmt -Check	11/02/2023	ACH	Intermountain Gas Company 3000 7	14197700-001-9	-104.34	16,874.94
Deposit	11/06/2023			Deposit	550.00	17,424.94
Bill Pmt -Check	11/07/2023	1088	City of Ketchum	1269	-436.52	16,988.42
Bill Pmt -Check	11/07/2023	1089	Clear Creek Disposal	1327	-50.82	16,937.60
Bill Pmt -Check	11/07/2023	1090	Idaho Lumber & ACE Hardware		-79.73	16,857.87
Deposit	11/22/2023			Deposit	550.00	17,407.87
Deposit	11/24/2023			Deposit	1,050.00	18,457.87
Bill Pmt -Check	11/27/2023	ACH	Idaho Power	Acct #2204788885	-153.84	18,304.03
Deposit	11/27/2023			Deposit	550.00	18,854.03
Bill Pmt -Check	11/30/2023	1091	Evans Plumbing, Inc.	work on tup in Unit #4	-357.76	18,496.27
Deposit	11/30/2023			Interest	0.73	18,497.00
Bill Pmt -Check	12/05/2023	1092	Clear Creek Disposal	1327	-49.96	18,447.04
Bill Pmt -Check	12/06/2023	ACH	Intermountain Gas Company 3000 7	14197700-001-9	-247.47	18,199.57
Deposit	12/08/2023			Deposit	1,100.00	19,299.57
Bill Pmt -Check	12/19/2023	1093	Sentinel Fire & Security	2017 monitor fees	-110.00	19,189.57
Bill Pmt -Check	12/26/2023	ACH	Idaho Power	Acct #2204788885	-167.22	19,022.35
Bill Pmt -Check	12/27/2023	1094	White Cloud Carpet Cleaning		-231.04	18,791.31
Total 11100 - Mountain West Checking					1,436.26	18,791.31
TOTAL					1,436.26	18,791.31

MRTA - Work Force Housing Fund

Balance Sheet

02/01/24

As of December 31, 2023

Accrual Basis

	<u>Dec 31, 23</u>
ASSETS	
Current Assets	
Checking/Savings	
11100 · Mountain West Checking	18,791.31
11600 · LGIP Work Force Housing Acct.	18,576.68
Total Checking/Savings	<u>37,367.99</u>
Accounts Receivable	
11800 · Accounts Receivable	2,650.00
Total Accounts Receivable	<u>2,650.00</u>
Total Current Assets	<u>40,017.99</u>
TOTAL ASSETS	<u>40,017.99</u>
LIABILITIES & EQUITY	
Liabilities	
Current Liabilities	
Accounts Payable	
20500 · Accounts Payable	4,037.01
Total Accounts Payable	<u>4,037.01</u>
Other Current Liabilities	
28500 · Deferred Revenue-Pre-Paid Rent	5,050.00
Total Other Current Liabilities	<u>5,050.00</u>
Total Current Liabilities	<u>9,087.01</u>
Total Liabilities	9,087.01
Equity	
30000 · Opening Bal Equity	15,000.00
32000 · Retained Earnings	14,288.98
Net Income	1,642.00
Total Equity	<u>30,930.98</u>
TOTAL LIABILITIES & EQUITY	<u>40,017.99</u>

MRTA - Contingency Fund
Revenue & Expenditures Budget Performance
 October through December 2023

	<u>Oct - Dec 23</u>	<u>Budget</u>	<u>% of Budget</u>	<u>Oct - Dec 23</u>	<u>YTD Budget</u>	<u>% of Budget</u>	<u>Annual Budget</u>
Income							
49000 · Interest Earned	4,657.71	249.00	1,870.6%	4,657.71	249.00	1,870.6%	1,000.00
Total Income	4,657.71	249.00	1,870.6%	4,657.71	249.00	1,870.6%	1,000.00
Expense	0.00			0.00			
Net Income	<u>4,657.71</u>	<u>249.00</u>	<u>1,870.6%</u>	<u>4,657.71</u>	<u>249.00</u>	<u>1,870.6%</u>	<u>1,000.00</u>

MRTA - Contingency Fund
Balance Sheet
As of December 31, 2023

	<u>Dec 31, 23</u>
ASSETS	
Current Assets	
Checking/Savings	
11600 · LGIP Contingency Fund Acct.	526,242.49
Total Checking/Savings	<u>526,242.49</u>
Total Current Assets	<u>526,242.49</u>
TOTAL ASSETS	<u>526,242.49</u>
LIABILITIES & EQUITY	
Equity	
30000 · Opening Bal Equity	20,000.00
32000 · Retained Earnings	501,584.78
Net Income	4,657.71
Total Equity	<u>526,242.49</u>
TOTAL LIABILITIES & EQUITY	<u>526,242.49</u>

Mountain Rides Staff Report

Date:

Staff Member:

Department:

Department Highlights from the Previous Month:

Progress on projects/initiatives:

Challenges/ Opportunities:

Mountain Rides Staff Report

Date:

Staff Member:

Department:

Department Highlights from the Previous Month:

Progress on projects/initiatives:

We submitted a grant to the Wood River Women's Foundation for NEMT funding.
Working on the ADA and NEMT scheduling. We have a steady group of riders using the service each week.

Working on a plan for Airport service and possible van service between Carey and the north valley.

Challenges/ Opportunities:

We are in the process of looking for another ADA/Paratransit van.

Mountain Rides Staff Report

Date:

Staff Member:

Department:

Department Highlights from the Previous Month:

December was busy but not as busy as previous years. January picked up and was busier than December. All routes are running as scheduled.

Progress on projects/initiatives:

Drivers are in good spirits. Overtime is lower than last year and the drivers are not being overworked.

Challenges/ Opportunities:

The J1s are crowding the bus again this year, but they are doing it on Sun Valley Company's property so SV Co has upped their security details on Sunday nights to help with the problem and it seems to be working well.

Mountain Rides Staff Report

Date:

Staff Member:

Department:

Department Highlights from the Previous Month:

Liz Ruiz, our new Finance & Administration Specialist, is learning quickly and has become involved in processing accounts payable, accounts receivable, and grant reimbursement requests.

Progress on projects/initiatives:

Year-end reports have been completed.

Challenges/ Opportunities:

Fuel expenses have been under budget during November and December.
Deploying battery electric buses has been helping decrease diesel consumption and reduce fuel expenses.

Mountain Rides Staff Report

Date: Feb 7, 2024

Staff Member: Wally Morgus, Executive Director

Department: Executive Director / Administration

Department Highlights from the Previous Month:

- 1) FY24 Grant Applications submitted to ITD-PT (1/12/24 deadline):
 - 5311 Operating Grant...2-year cycle...FY25 + FY26...\$6.2M requested.
 - 5339b Bus & Facilities Grants...FY25 + FY26 cycle...for 4 light-duty, 10-14-passenger transit EVs...\$800K requested.
 - 5311 CARES...one-time distribution of remaining CARES' funds...FY25 + FY26 funding for TWF-NEMT service...\$350K requested.
 - Expect awards to be announced mid-May 2024.
- 2) New Bellevue facility design/approvals process remains on track; aiming for late-April/early-May construction start.

Progress on projects/initiatives:

City of Bellevue staff review completed and report issued re: plans/documents for MRTA's new Bellevue BEB facility (submitted to City of Bellevue for review, Dec 11, 2023). Next step will be design review hearing with Bellevue P&Z, scheduled for Feb 5, 2024.

61% of fixed route service miles in Dec 2023 were powered by battery electric: 36,452 battery electric miles; 23,677 diesel fuel miles; 60,129 total service miles. (Compare to: 91% of fixed route service miles in Nov 2023 were powered by battery electric: 40,429 battery electric miles; 3,867 diesel fuel miles; 44,296 total service miles.)

Challenges/ Opportunities:

- Design/approvals/construction of new Bellevue BEB facility.
- Sustainable funding for the NEMT service to Twin Falls.
- RAISE Grant-funded transit infrastructure along SH-75, mid-valley.
- Transit infrastructure build-out, including funding for same.
- Fleet electrification.
- Mobility options for underserved neighborhoods (in the cities and county).
- Long-term capital investment plan, including underwriting thereof.
- Continuation (or not) of MRTA's zero-fare policy.
- Workforce recruiting, hiring, development, compensation, housing.
- Optimizing routes, routing, and bus schedules.
- MRTA Vision 2030 (Journey 2030?) Long-term Plan

Mountain Rides Agenda Action Item Summary

Date:

February 7, 2024

From:

Action Item:

4.e Approve/file: Board of Directors' Meeting Venue(s) for 2024

Committee Review:

Yes No

Committee
Purview:

Previously
discussed at board
level:

Yes No

Recommended
Motion:

I move to approve the MRTA Board Meeting dates and venue(s) for 2024.

Fiscal Impact:

Related Policy or
Procedural Impact:

Background:

Seeking consensus on the sites(s) for Board and Committee Meetings in 2024, including consideration of rotating the site monthly among some of the JP's venues (i.e., Sun Valley City Hall, Ketchum City Hall, Hailey City Hall, and Blaine County Annex Meeting room)



**PUBLIC NOTICE –
NOTICE OF MEETING DATES
Mountain Rides Transportation Authority
Board Meetings & Committee Meetings for Calendar Year 2024**

All board meetings and committee meetings are always open to the public

Regular Board meetings

When: the 3rd Wednesday of every month at 1:00pm

Where: Ketchum City Hall, 191 5th St West, Ketchum, ID
Sun Valley City Hall, 81 Elkhorn Rd, Sun Valley, ID
Hailey City Hall, 115 Main Street South, Hailey, ID
Blaine County Annex, 219 1st Ave South, Hailey, ID

All available virtually

Dates	Location
1/17/2024	No Meeting this month
2/7/2024	Sun Valley City Hall
2/21/2024	Strategic Workshop-Sun Valley City Hall
3/20/2024	Sun Valley City Hall (Air Service Board after)
4/17/2024	Ketchum City Hall
5/15/2024	Hailey City Hall (Air Service Board after)
6/19/2024	Sun Valley City Hall
7/17/2024	Ketchum City Hall (Air Service Board after)
8/21/2024	Blaine County
9/18/2024	Sun Valley City Hall (Air Service Board after)
10/16/2024	Ketchum City Hall
11/20/2024	Blaine County
12/18/2024	Hailey City Hall (Air Service Board after)

Planning & Marketing Committee

When: 1st Wednesday of every month 11:00am

Where: Conference Call

Dates

1/3/2024	No meeting this month
2/7/2024	Board meeting in lieu
3/6/2024	
4/3/2024	
5/1/2024	
6/5/2024	
7/3/2024	
8/7/2024	
9/4/2024	
10/2/2024	
11/6/2024	
12/4/2024	

Finance & Performance Committee

When: 1st Wednesday of every month 12:30pm

Where: Conference Call

Dates

1/3/2024	No meeting this month
2/7/2024	Board meeting in lieu
3/6/2024	
4/3/2024	
5/1/2024	
6/5/2024	
7/3/2024	
8/7/2024	
9/4/2024	
10/2/2024	
11/6/2024	
12/4/2024	

Mountain Rides Agenda Discussion Item Summary

Date:

February 7, 2024

From:

Wally Morgus

Discussion Item:

5. February 21, 2024, Strategic Workshop

Committee Review:

- yes
- no

Committee Purview:

Fiscal Impact:

Related Policy or Procedural Impact:

Background:

Preview the agenda for the workshop (draft):

- The framework for the agenda will be MRTA's routes/services
- DRAFT Agenda
 1. Valley Route
 2. Hailey Route
 3. Blue / Red Routes
 4. Airport / Other Community Transportation Services: TWF-NEMT
ADA Paratransit; commuter vanpool; late-night van service?; more?
 5. Review (outcomes from the above) against our Strategic Framework
- For each route/service, we'll look at:
 - Performance
 - Productivity
 - Demand
 - Ridership - the market it serves
 - Opportunities (expand/contract/tweak; frequency/headways; geography/routing; other)
 - Redundancy, if any, with other routes/services
 - Resources deployed, sufficiency of same, projected needs
 - Other considerations arising from the group

Mountain Rides Agenda Discussion Item Summary

Date:

February 7, 2024

From:

MRTA Board of Directors

Discussion Item:

5. Items of Interest to the Members

Committee Review:

- yes
- no

Committee
Purview:

Fiscal Impact:

Related Policy or
Procedural Impact:

Background:

The Members may discuss any item(s) of interest.