



Mountain Rides Transportation Authority

PUBLIC NOTICE

Regular Meeting of the Board of Directors
Wednesday, November 15, 2023, 1:00pm
Sun Valley City Hall
81 Elkhorn Road, Sun Valley, ID 83353

Join on your computer, mobile app or room device

[Click here to join the meeting](#)

Meeting ID: 243 659 156 902

Passcode: uY2Kwf

Mountain Rides Board of Directors

Chair Melody Mattson (at-large); Vice-Chair Tom Blanchard (Bellevue); Secretary Grady Burnett (Sun Valley); Kathleen Kristenson (Blaine Co.); Martha Burke (Hailey); Kristin Derrig & Neil Bradshaw (Ketchum); Peter Hendricks (Sun Valley)

Agenda

1. **Call to Order**
2. **Comments** from the Chair, Members, and Staff
3. **Public Comment** re: Items not on the Agenda (and questions from the press)
4. **Action item:** Consent Agenda (p.2)
 - a. Approve/file: Minutes of Regular Board Meeting, October 18, 2023 (p.3-4)
 - b. Receive/file: Minutes of Finance & Performance Committee Meeting, November 1, 2023 (p.5)
 - c. Receive/file: Minutes of Planning & Marketing Committee Meeting, November 1, 2023 (p.6)
 - d. Receive/file: Performance Dashboard, October 2023 (p.7-23)
 - e. Receive/file: September 2023 Operating Fund and quarterly Capital, Facilities, Workforce Housing and Contingency Fund Financial Statements and Bills Paid (p.24-48)
 - f. Receive/file: Report from Director, Fleet, Maintenance & Facilities; Director, Communications; Director, Transit Operations; Manager, Finance & Admin; Executive Director (p.49-58)
 - g. Approve/file: Banking Resolution (p.59)
5. **Action item:** Approve Surplussing of Bus #28 (p.60-61)
6. **Action Item:** Appoint Treasurer of the Board of Directors (p.62)
7. **Action item:** Appoint Committee for Executive Director's Annual Review (p.63)
8. **Discussion item:** Board of Director Officers for 2024 (p.64)
9. **Discussion item:** Items of Interest to the Members (p.65)
10. **Adjourn**

Public information regarding agenda items is available from the Mountain Rides' office at 800 1st Ave. North, Ketchum, or 208-788-7433. Any person needing special accommodation to attend the above-noticed meeting should contact Mountain Rides two days prior to the meeting at 208-788-7433.

Mountain Rides Consent Agenda Item Summary

Date:

Nov 15, 2023

From:

MRTA Staff

Action Item:

04. Consent Agenda

Committee Review:

Yes No

Committee
Purview:

Previously
discussed at board
level:

Yes No

Recommended
Motion:

I move to receive, approve, adopt, and file the Consent Agenda.

Fiscal Impact:

NA

Related Policy or
Procedural Impact:

NA

Background:

- a. Approve/file: Minutes of Regular Board Meeting, October 18, 2023.
- b. Receive/file: Minutes of Planning & Marketing Committee Meeting, November 1, 2023
- c. Receive/file: Minutes of Finance & Performance Committee Meeting, November 1, 2023
- d. Receive/file: Performance Dashboard, October 2023.
- e. Receive/file: September 2023 Operating Fund and quarterly Capital, Facilities, Workforce Housing and Contingency Fund Financial Statements and Bills Paid
- f. Receive/file: Report from:
 - 1) Director, Fleet, Maintenance and Facilities (Carlos Tellez)
 - 2) Director, Communications (Kim MacPherson)
 - 3) Director, Transit Operations (Jamie Canfield)
 - 4) Manager, Finance & Administration (Jerry Garcia)
 - 6) Executive Director (Wally Morgus)
- g. Approve/file: Banking Resolution



RECORDED

**REGULAR MEETING MINUTES
MOUNTAIN RIDES TRANSPORTATION AUTHORITY
Wednesday, October 18, 2023, 1:00 p.m.
Conference Call and in person, Hailey City Hall, Hailey, ID**

The Mountain Rides Transportation Authority's Board of Directors met in a Regular Meeting in person and on a conference call.

PRESENT: Chair Melody Mattson (at-large), Vice-chair Tom Blanchard (Bellevue), Martha Burke (Hailey), Grady Burnett (Sun Valley), Peter Hendricks (Sun Valley), Kathleen Kristenson (Blaine County) and Kristin Derrig (Ketchum)

NOT PRESENT: Neil Bradshaw (Ketchum)

ALSO PRESENT: Mountain Rides Executive Director, Wally Morgus
Mountain Rides Director, Finance, Tucker Van Law
Mountain Rides Director, Communications, Kim MacPherson
Mountain Rides Director, Operations, Jamie Canfield
Mountain Rides Director, Maintenance, Carlos Tellez

1. CALL TO ORDER

Vice – chair Tom Blanchard called to order the meeting of Wednesday, October 18, 2023, at 1:05 pm via conference call and in person at Hailey City Hall, Hailey, ID and took roll and determined that a quorum was present.

2. COMMENTS FROM THE CHAIR, BOARD MEMBERS, and STAFF

The board thanked Tucker Van Law for his years of service to Mountain Rides.

Wally Morgus said, "After seven (7) years of wonderful service for Mountain Rides will be leaving us November 1st. Tucker is departing for a position at the Nature Conservancy of Idaho. Tucker has been an important member of our team, and we will miss his professionalism and hard work, his expertise and friendly nature and are grateful for all he has contributed to Mountain Rides. Please join in congratulating Tucker and extending best wishes as he embarks on new adventures and seeks new challenges and opportunities with the Nature Conservancy."

Peter Hendricks made a comment on the obituary in the packet and at the end the family thanked Mountain Rides. He said it is absolutely terrific and says so much about the culture and caring of our organization. Congratulations to everybody and to the drivers that interacted with Elena and continue the good work. That's what we are all about, our service to the community. Great job.

3. PUBLIC COMMENT PERIOD FOR ITEMS NOT ON THE AGENDA (incl. questions from Press)

No comments.

4. ACTION ITEM: Consent Agenda

- a. *Approve: Minutes of Regular Board Meeting, September 20, 2023*
- b. *Receive/file: Performance Dashboard report for September 2023*
- c. *Receive/file: Reports from Director, Maintenance; Director, Communications; Director, Transit Operations; Director, Finance & Administration; Executive Director JPA's*

Wally Morgus stated that we have electric buses on the road at all times now. We are saving ourselves about \$.40/mile in fuel costs. There was a radical jump in service miles to electric.

Kathleen Kristenson moved to receive, approve, adopt, and file the Consent Agenda. Kristin Derrig seconded. The motion passed.

5. ACTION ITEM: Approve the surplus of two diesel buses

Carlos Tellez stated that we are not using buses 1 and 2 anymore, and they are getting expensive to maintain. They have reached their useful life. The plan is to sell them online.

Kathleen Kristenson moved to approve the disposal of MRTA buses 1 and 2. Martha Burke seconded. The motion passed.

6. DISCUSSION ITEM: JPA Bus Wrap

Kim MacPherson stated that we have a few side panels available on the outside of the buses. The thought is to have a side panel that states who our partners are and including the JPA members. The board thought this was a good idea.

7. DISCUSSION ITEM: Expiring Board seats

In accordance with the Joint Powers agreement, there are two board member seats expiring in 2023. One is the city of Ketchum with Neil Bradshaw as the board member and the other is the city of Sun Valley seat with Peter Hendricks.

Peter Hendricks said they would put this item on the November Sun Valley City Council agenda. He intends to put his name forward.

8. DISCUSSION ITEM:

Items of Interest to the Members

Peter Hendricks said we could take a photo of the two oldest members for the new ad campaign representing Bellevue to Sun Valley.

9. ADJOURNMENT

Kristen Derrig moved to adjourn the meeting at 1:25pm. Martha Burke seconded. The motion carried unanimously.

Chair Melody Mattson



Finance & Performance Committee

Regular Monthly Meeting

Wednesday, November 01, 2023, 12:30pm

Minutes

Present: Tom Blanchard, Peter Hendricks, Neil Bradshaw, Kathleen Kristenson, Kristin Derrig, Wally Morgus, Kim MacPherson, Jamie Canfield, Jerry Garcia, and Tucker Van Law

- 1) **Call to Order**
- 2) **Comments** from the Chair and Members
- 3) **Review:** August & September 2023 Operating and September quarterly Capital, Facilities, Workforce Housing, and Contingency Fund Financial Statements and Bills Paid.
 - a) The group went over the financials and bills paid with Tucker Van Law to answer questions. The committee recommended adding this to the consent agenda to be received and filed by the board. All members approved.
- 4) **Discuss:** Vacant Treasurer position
 - a) The group talked about moving Jerry Garcia into the Treasurer position replacing Tucker Van Law who left Mountain Rides this month.
- 5) **Discuss:** Other Matters for Consideration by the Committee
- 6) **Adjourn**



Planning & Marketing Committee

Regular Monthly Meeting

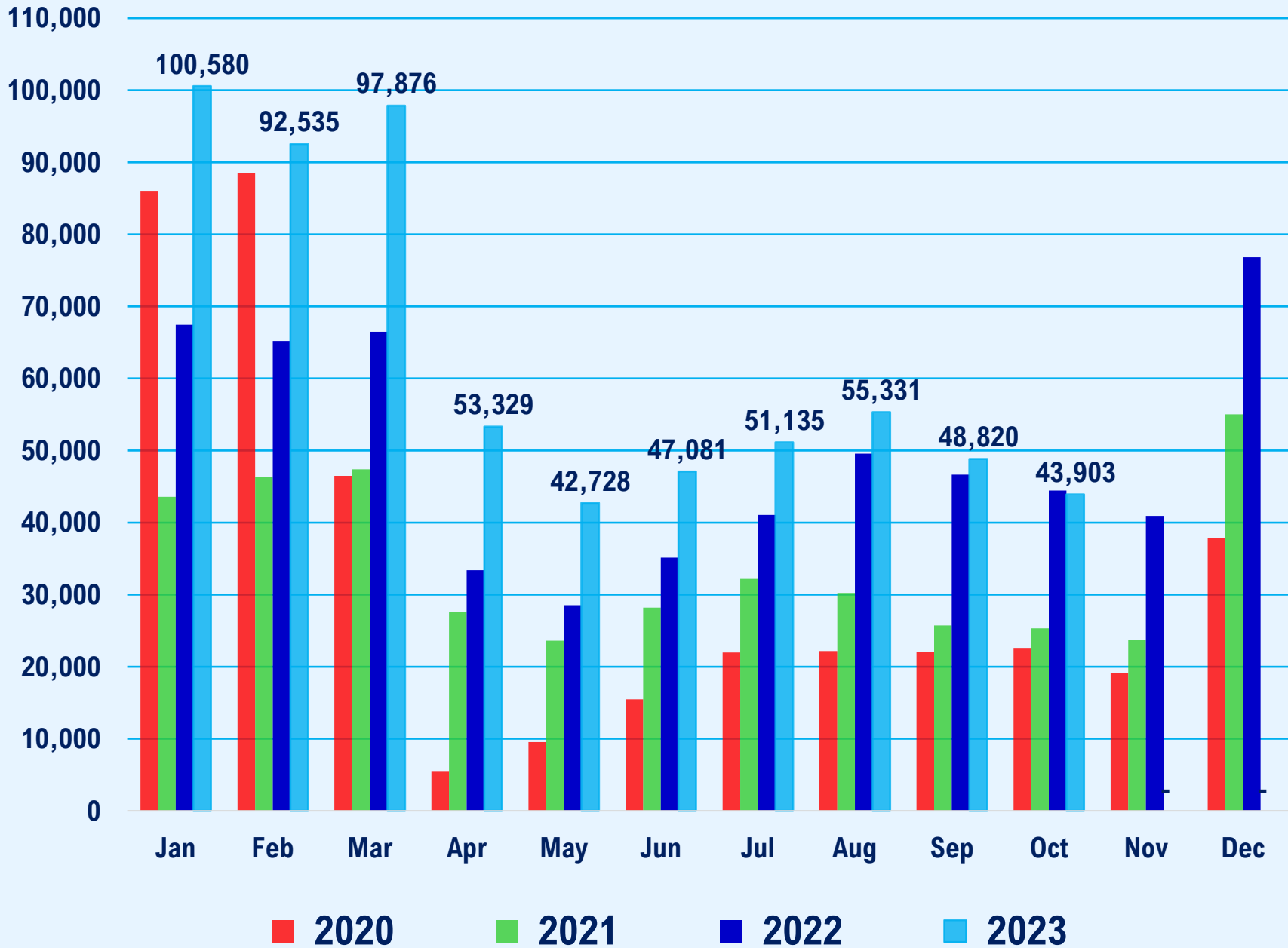
Wednesday, November 1, 2023, 11:30am

MINUTES

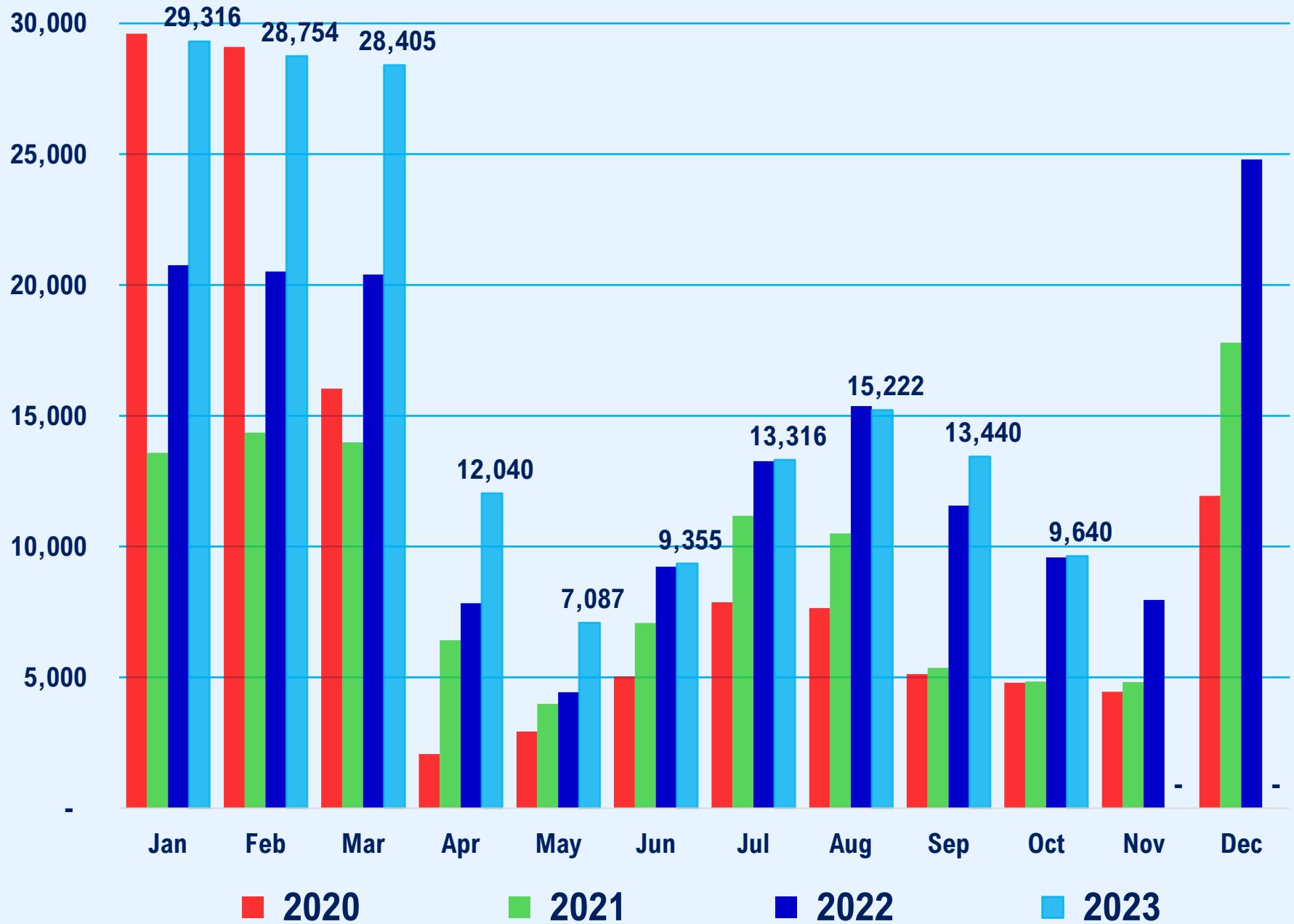
In attendance: Melody Mattson, Kristin Derrig, Grady Burnett, Wally Morgus, Kim MacPherson, Jamie Canfield, and Carlos Tellez

- 1) Call to Order**
- 2) Comments** from the Chair and Members
 - a) Grady Burnett said he chatted with Elkhorn residents, and they are happy about the new flag service for the Red Route.
- 3) Review:** Red Route Flag Service
 - a) Jamie Canfield reviewed the new Red Route flag service and showed the new schedule page.
- 4) Review:** Media Program
 - a) Kim MacPherson reviewed the new media and marketing program we have going with the Hatcher group through the grant we received.
- 5) Discuss:** Other matters for consideration by the Committee
 - a) Wally Morgus stated that we are in the beginning stage of discussions regarding service to Carey.
- 6) Adjourn**

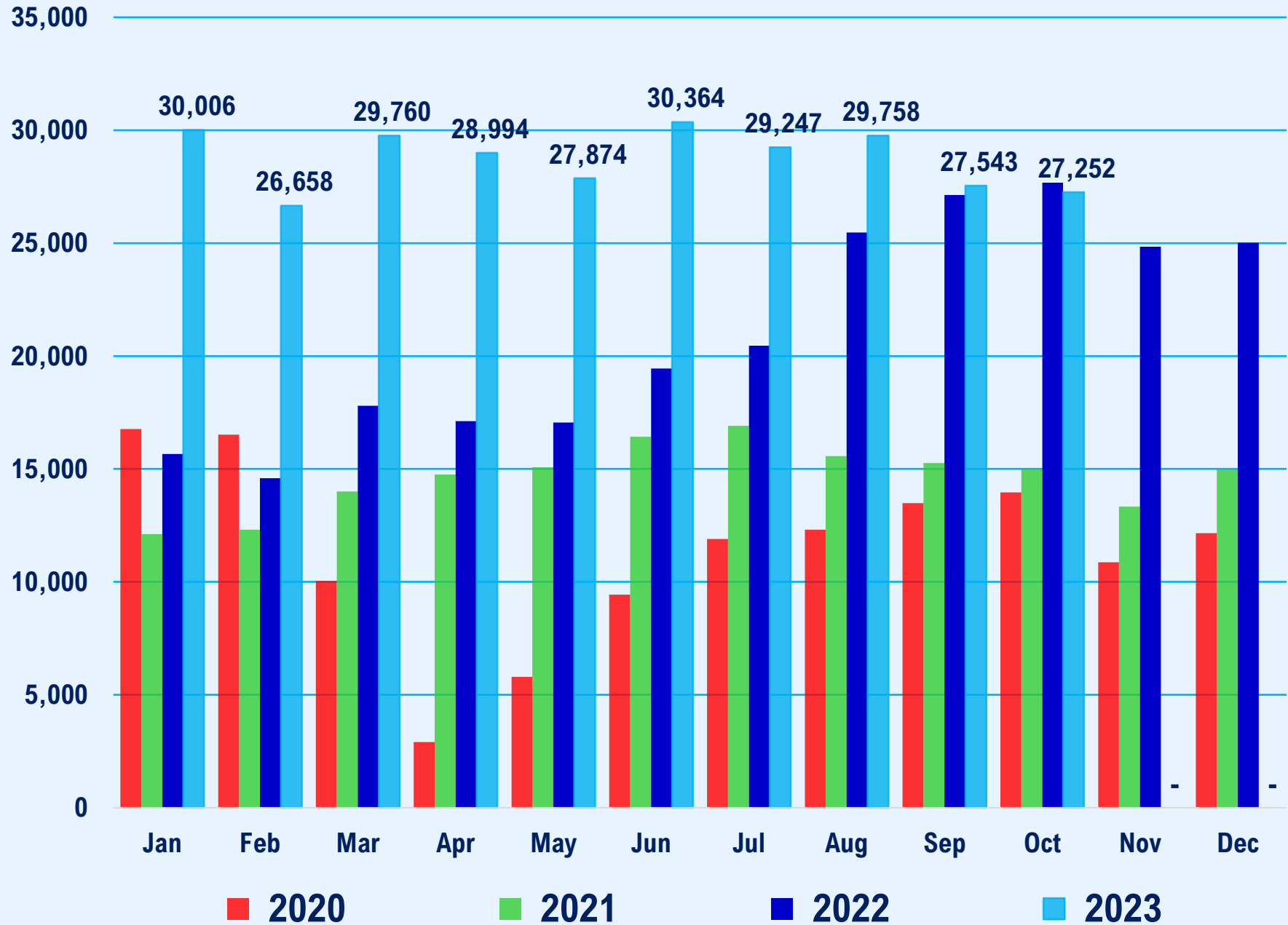
MRTA Total Riders



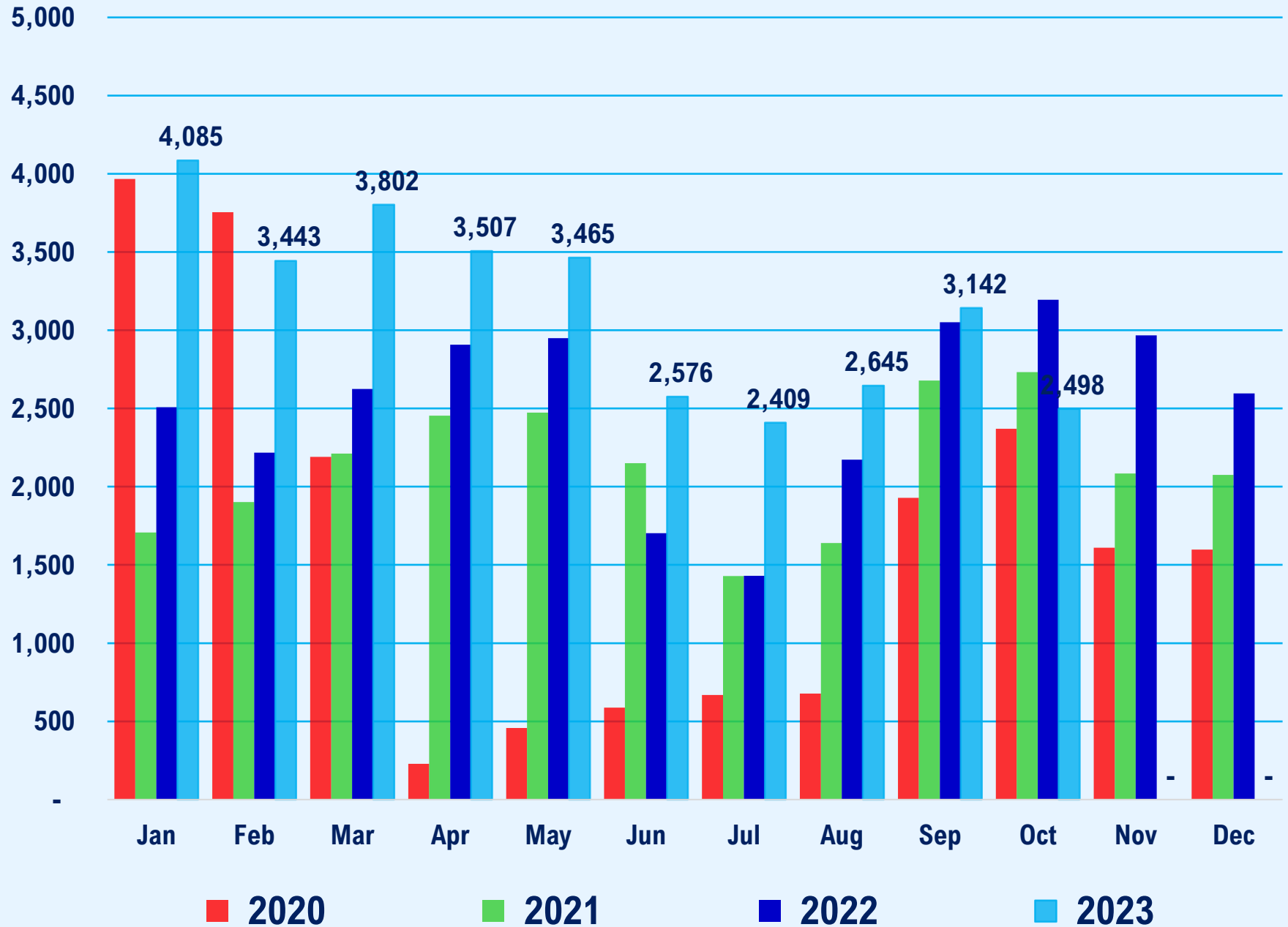
MRTA Blue Route Riders



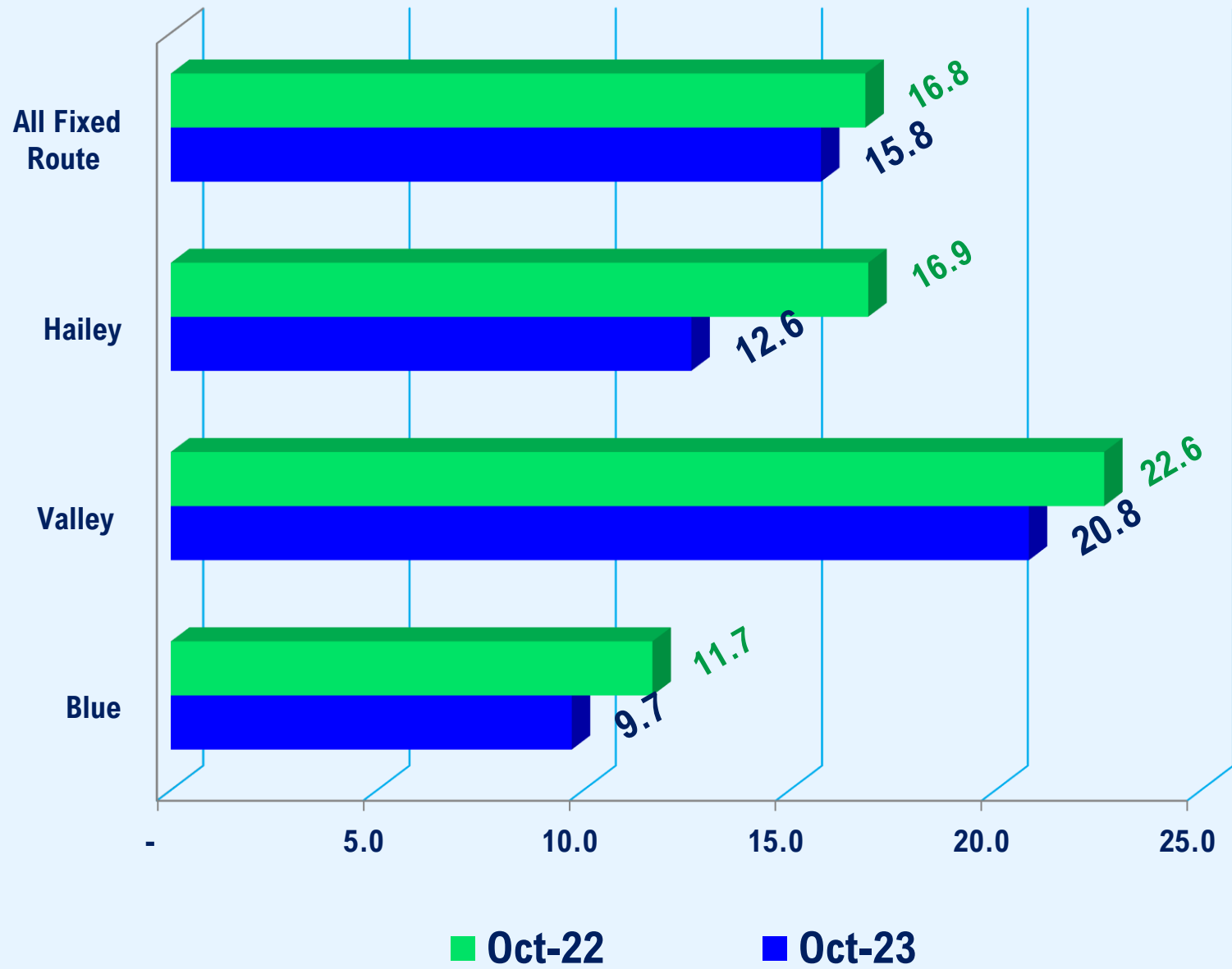
MRTA Valley Route Riders



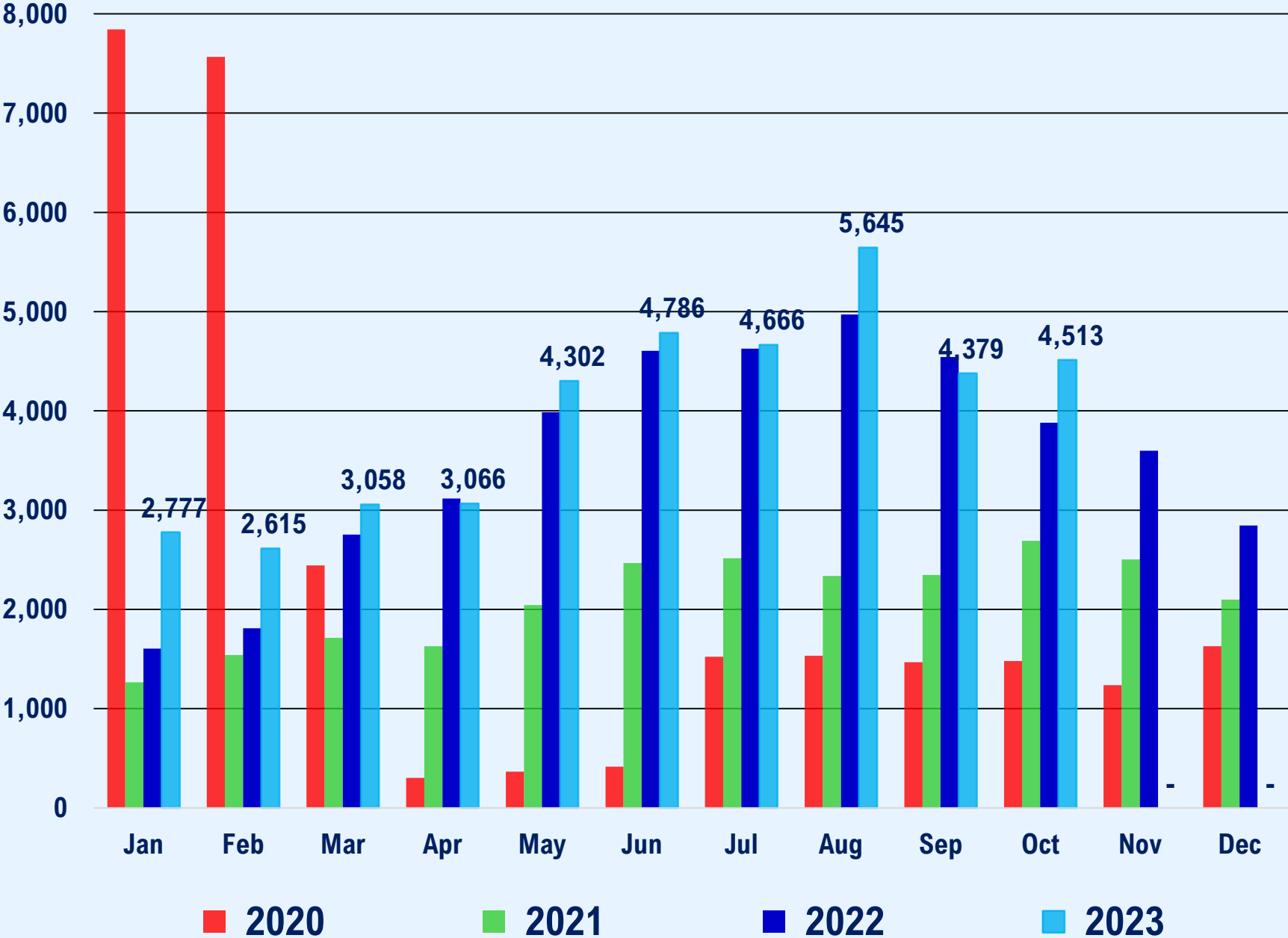
MRTA Hailey Route Riders



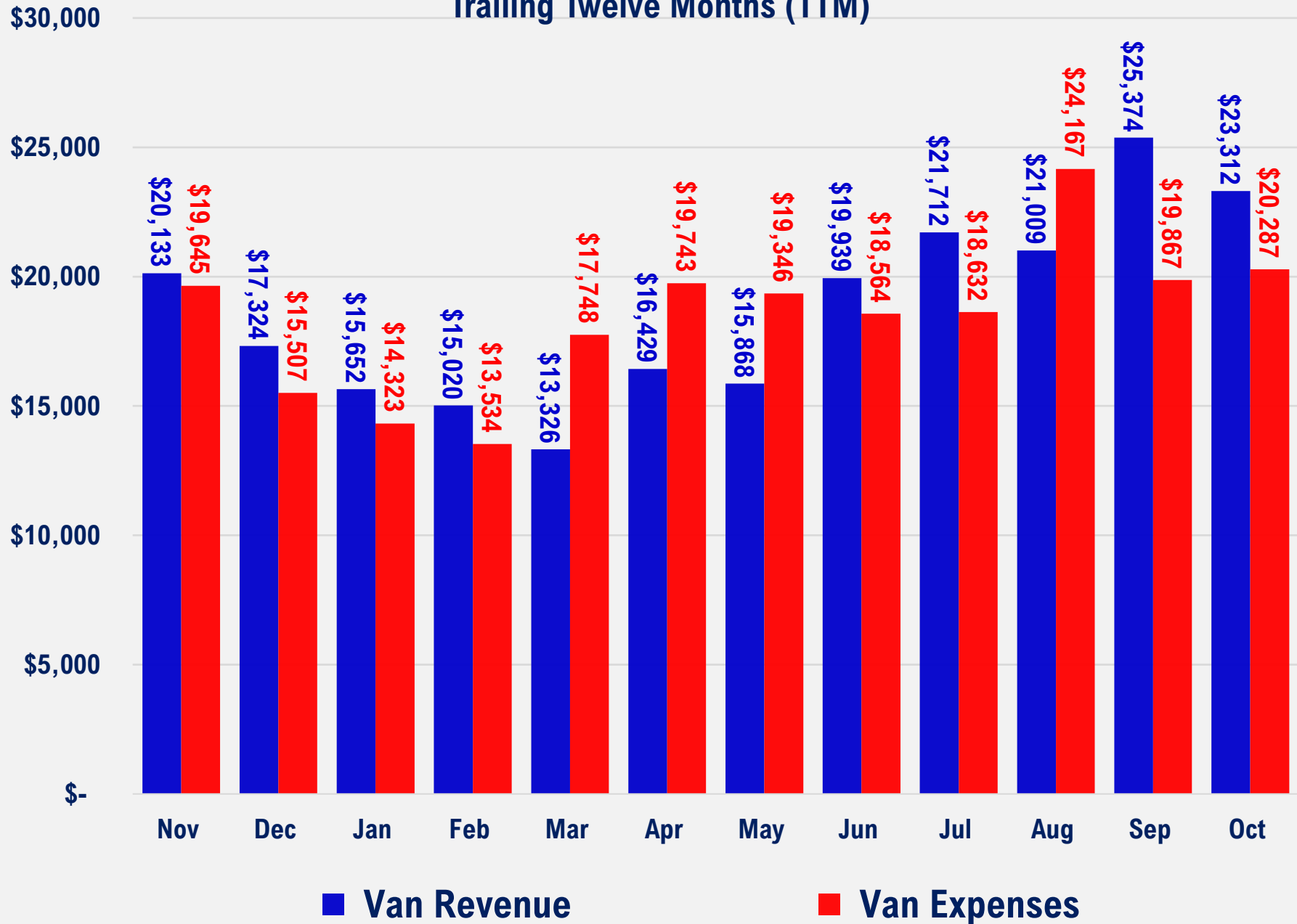
MRTA Riders per Hour



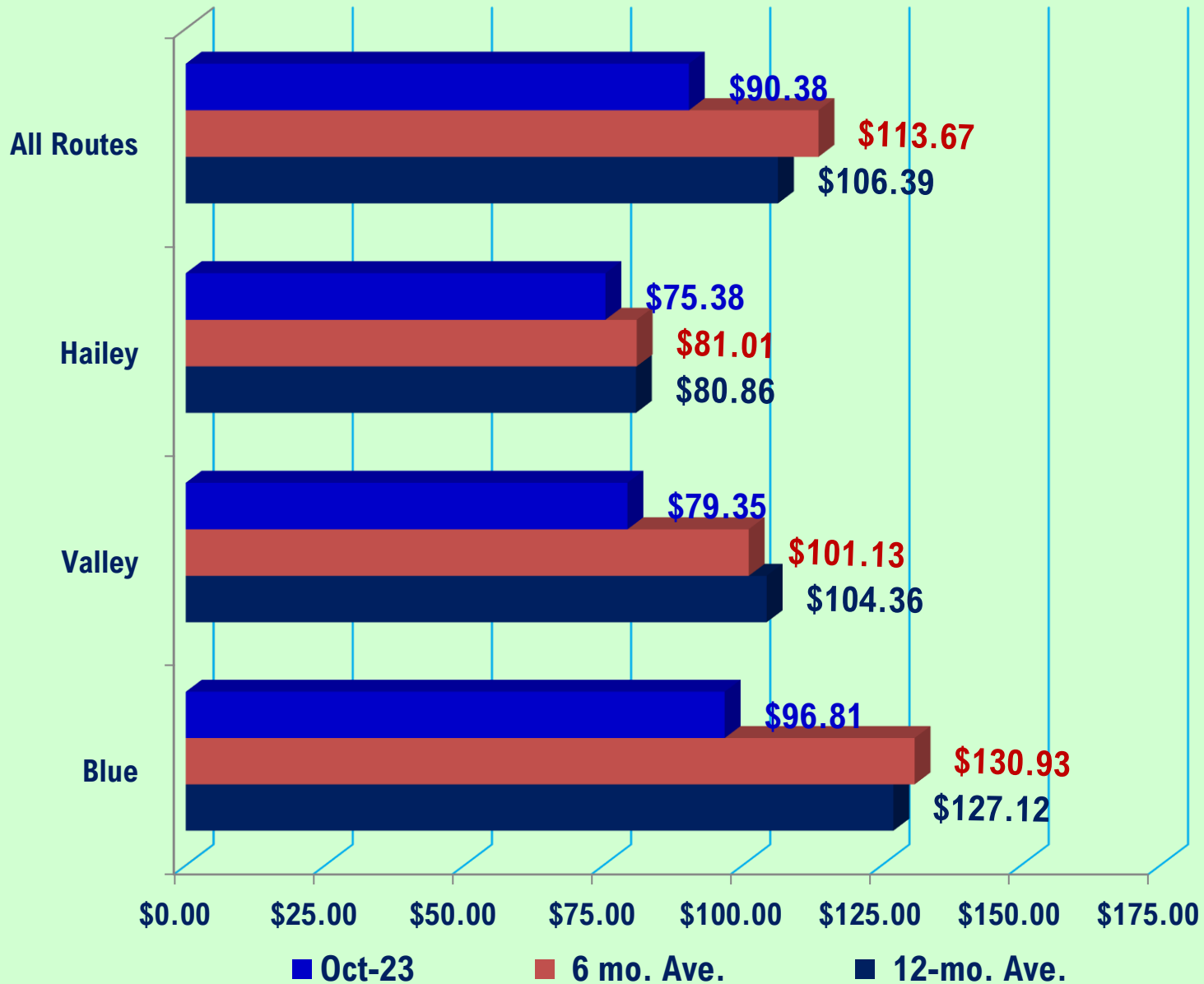
MRTA Vanpool Riders



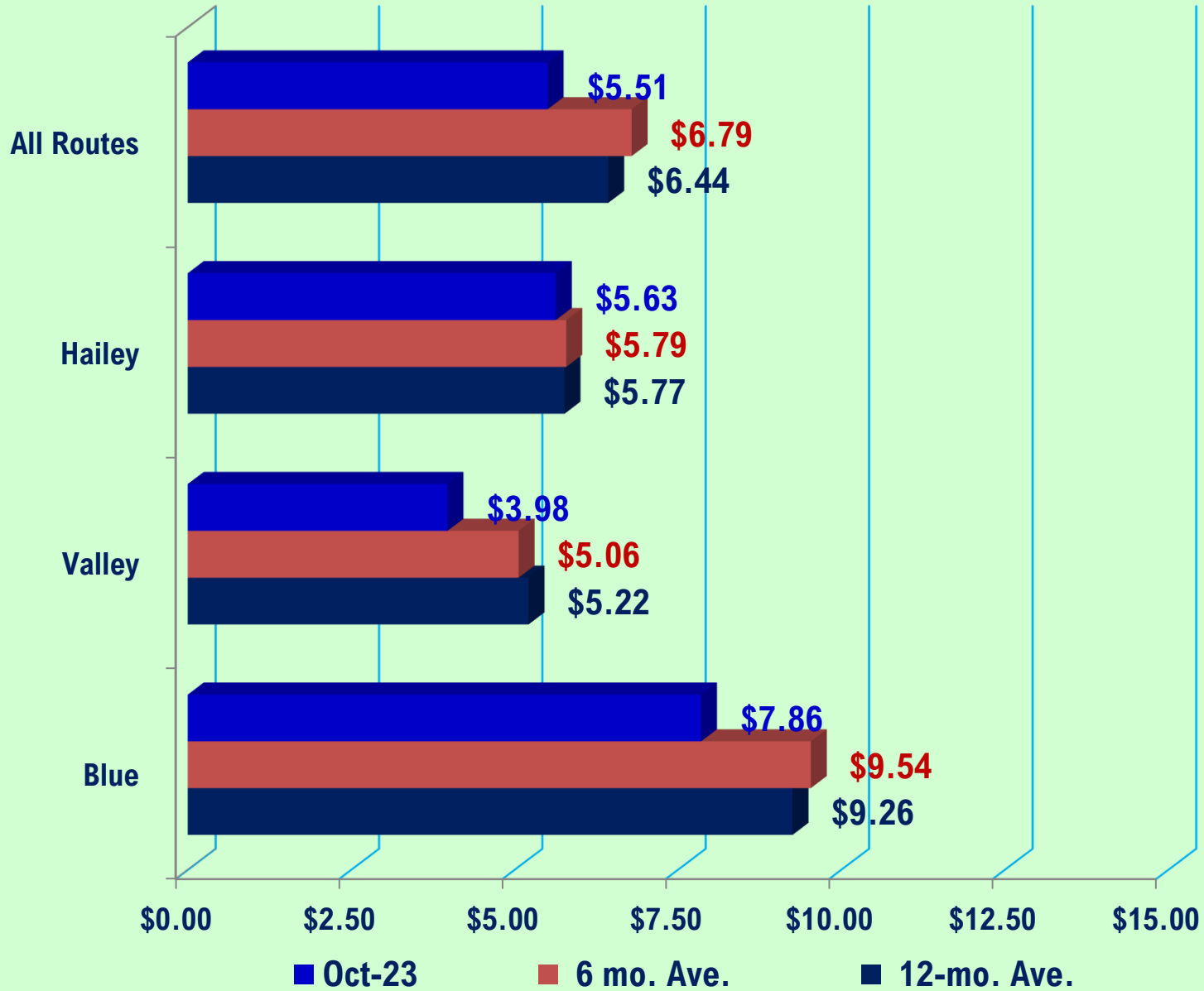
Vanpool Revenue & Expense Trailing Twelve Months (TTM)



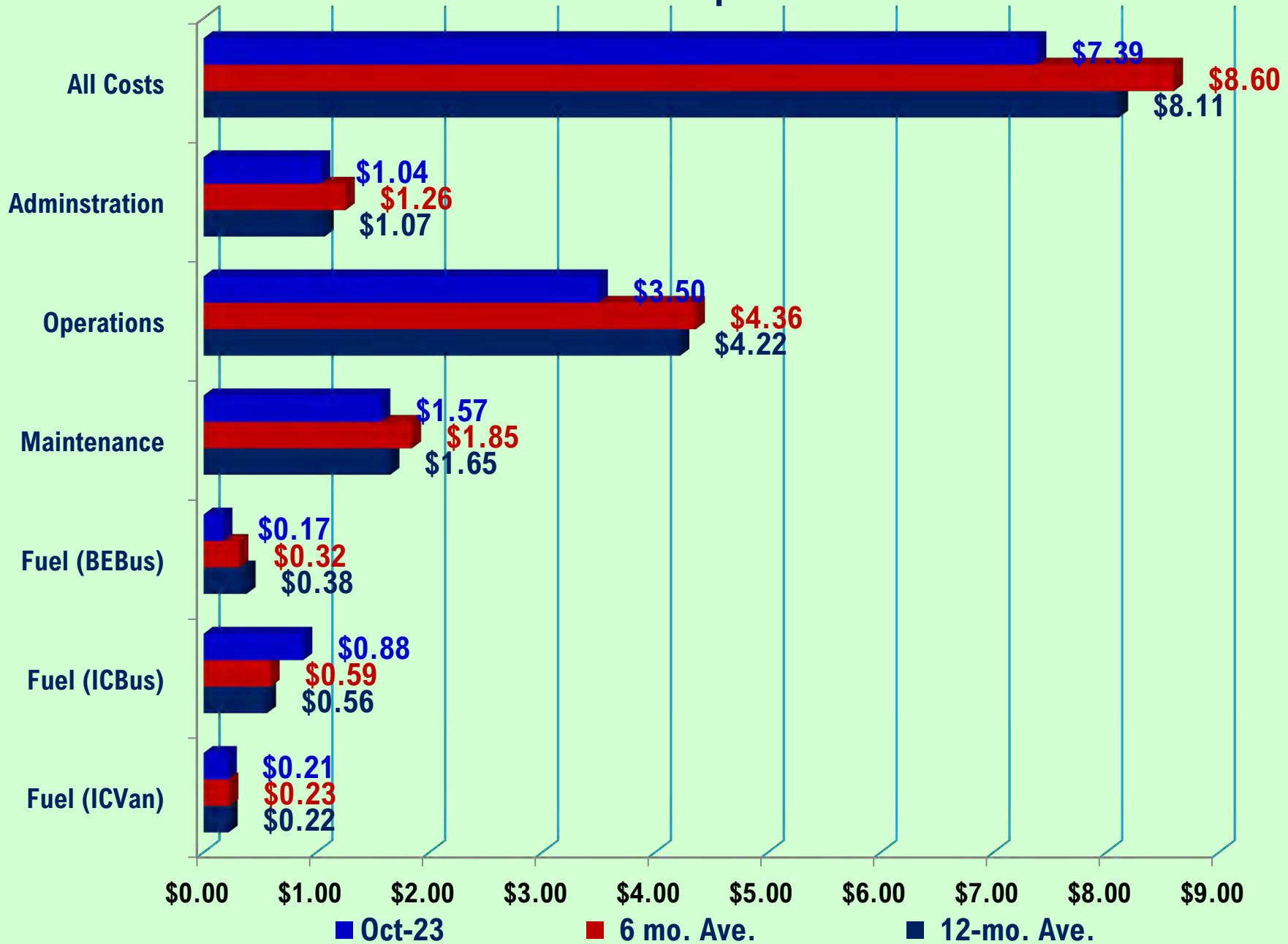
MRTA Cost per Hour of Service



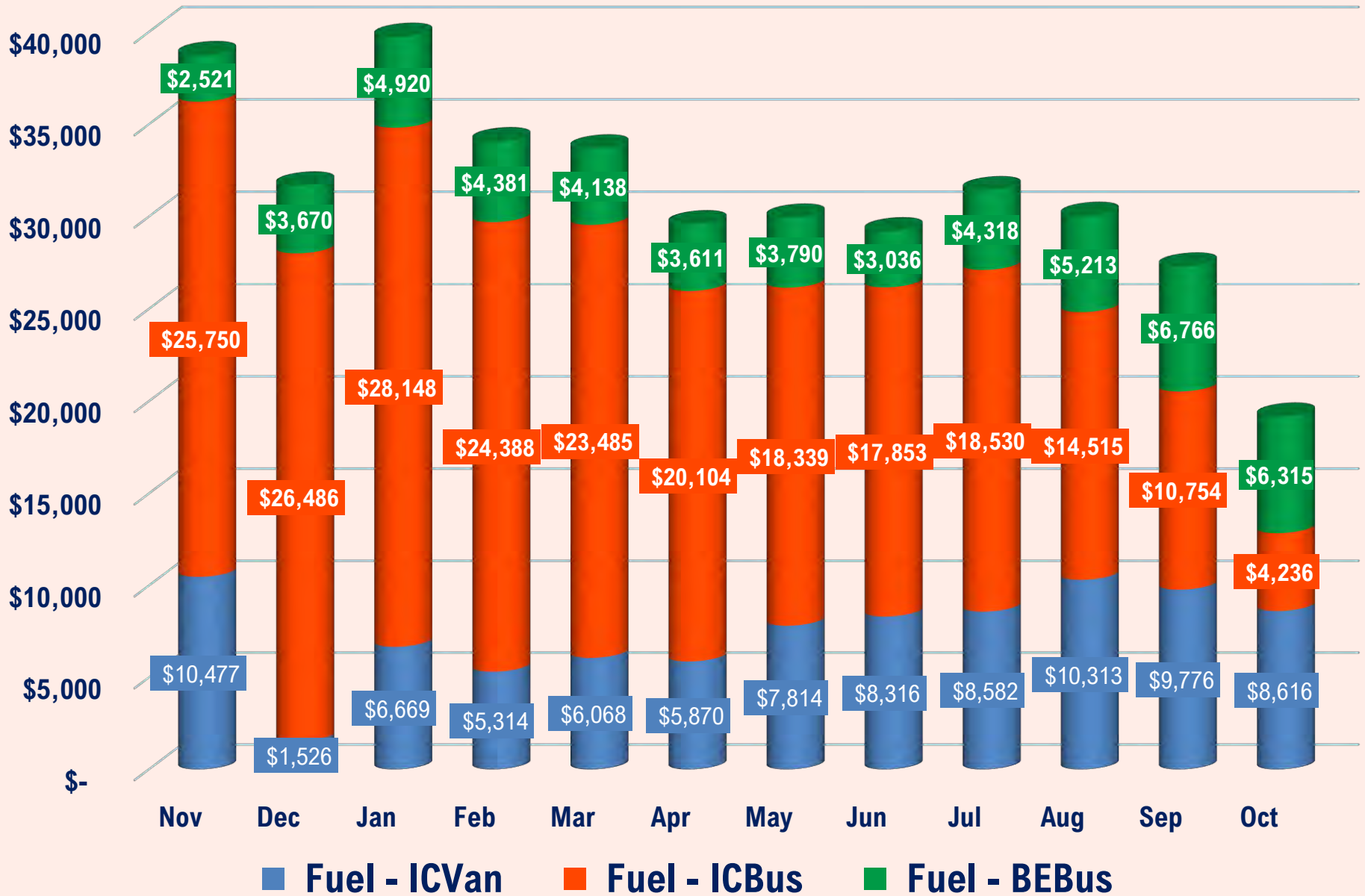
MRTA Cost per Mile of Service



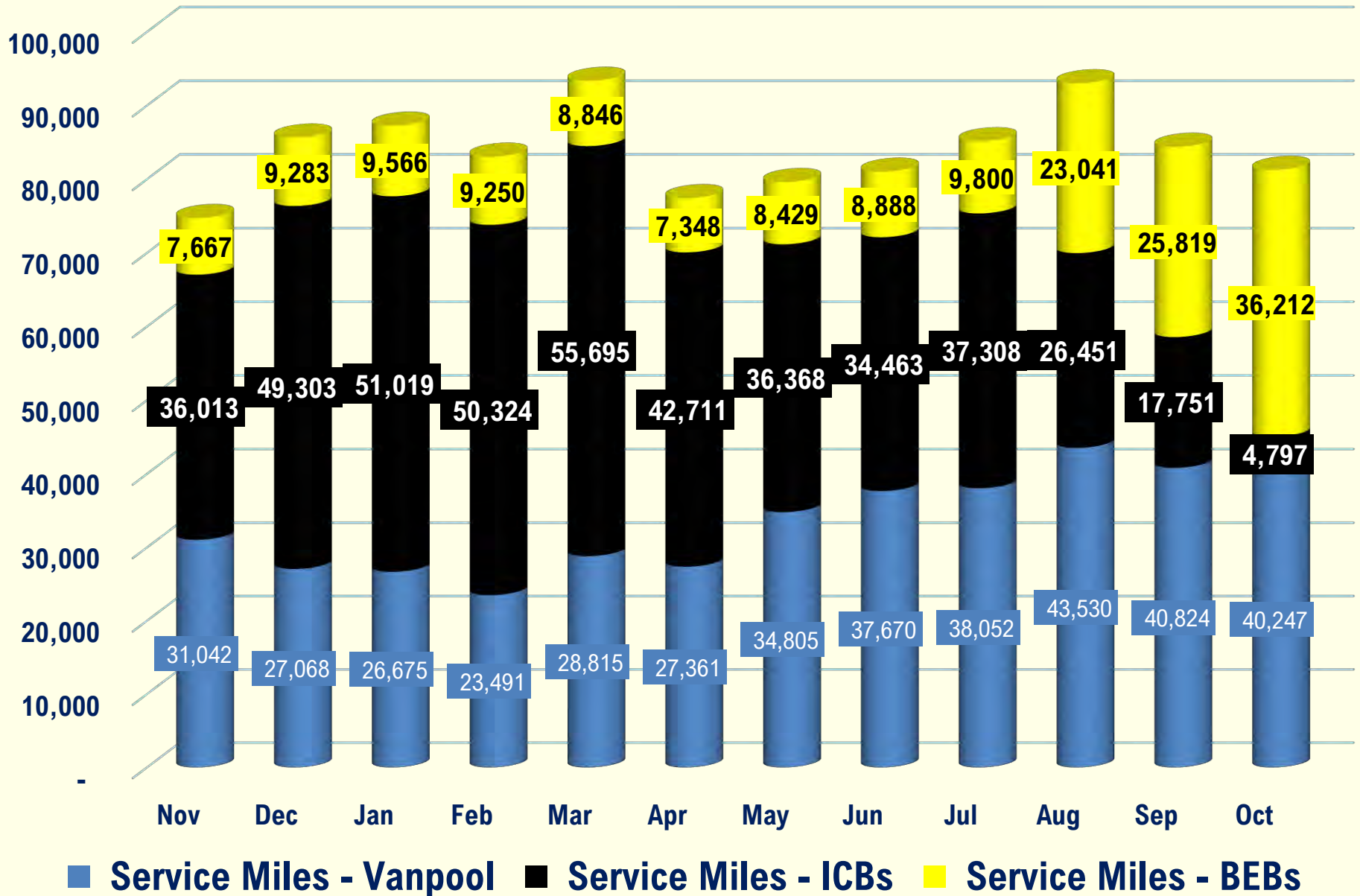
MRTA Cost per Mile



Fuel Expense Trailing Twelve Months (TTM)

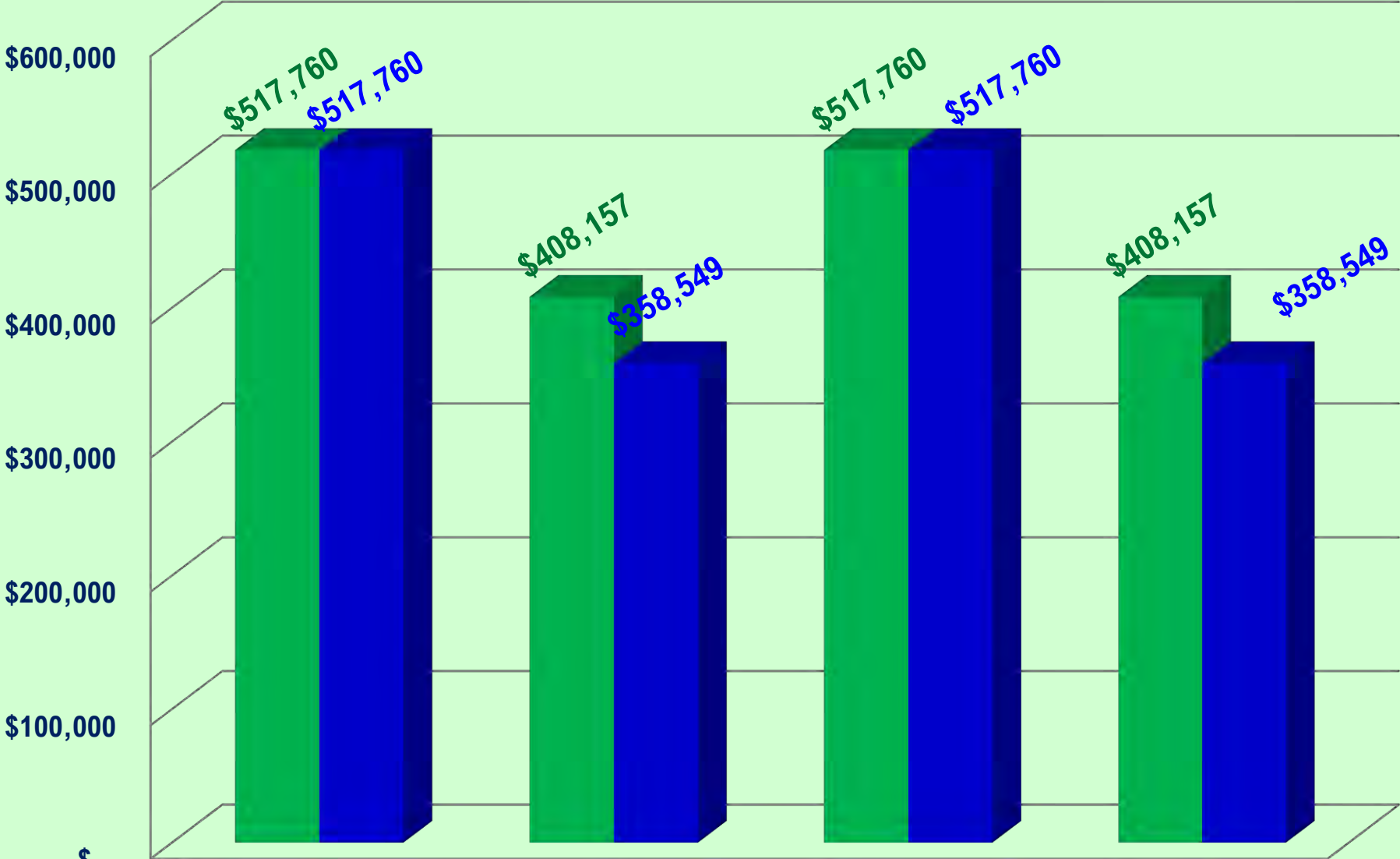


Service Miles by Vehicle Type Trailing Twelve Months (TTM)



MRTA Revenue & Expenses, Budget v Prelim Actual

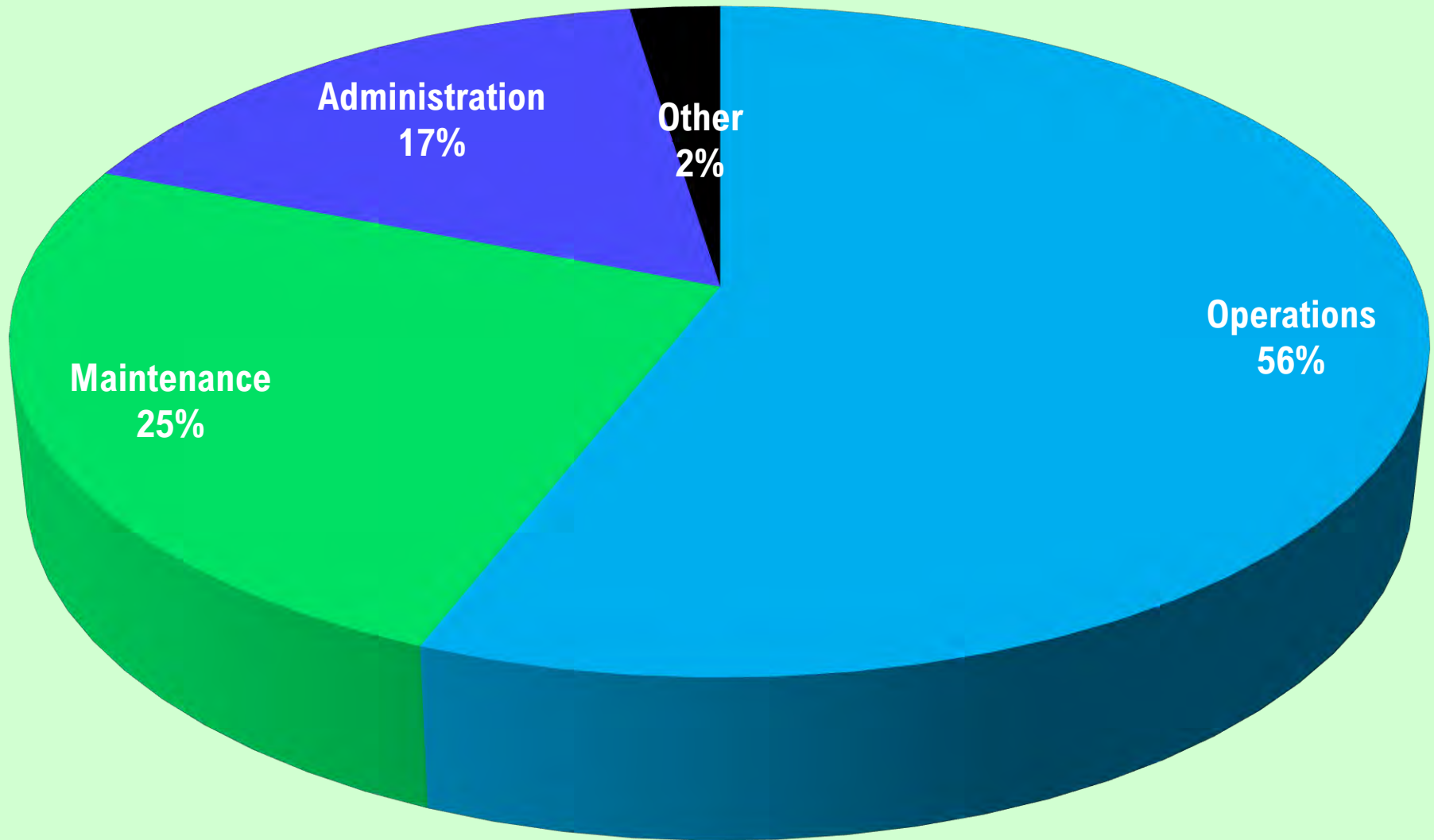
October 2023



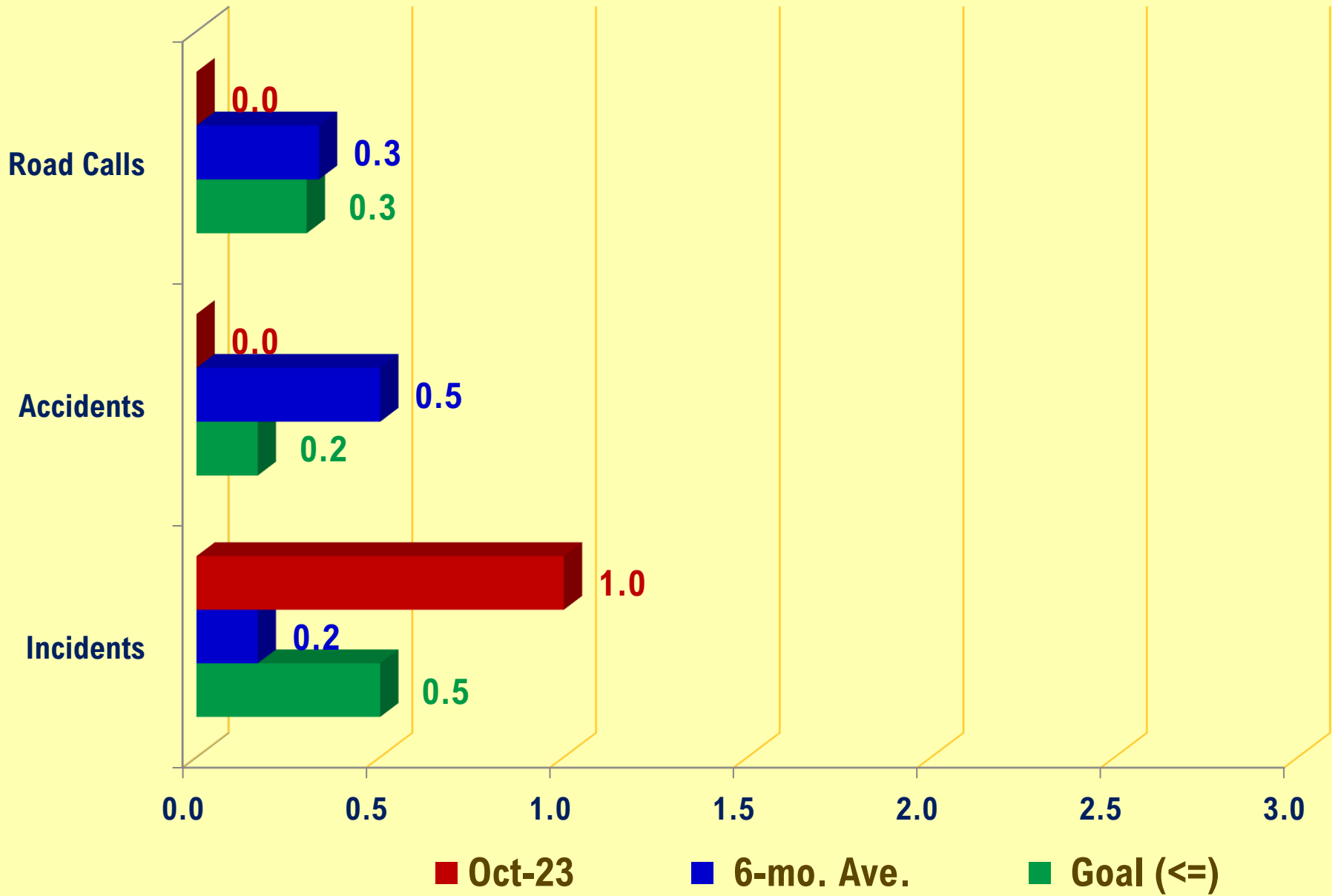
	Revenue (Mo.)	Expenses (Mo.)	Revenue (FYTD)	Expenses (FYTD)
Budget	\$517,760	\$408,157	\$517,760	\$408,157
Actual	\$517,760	\$358,549	\$517,760	\$358,549

MRTA Cost by Department

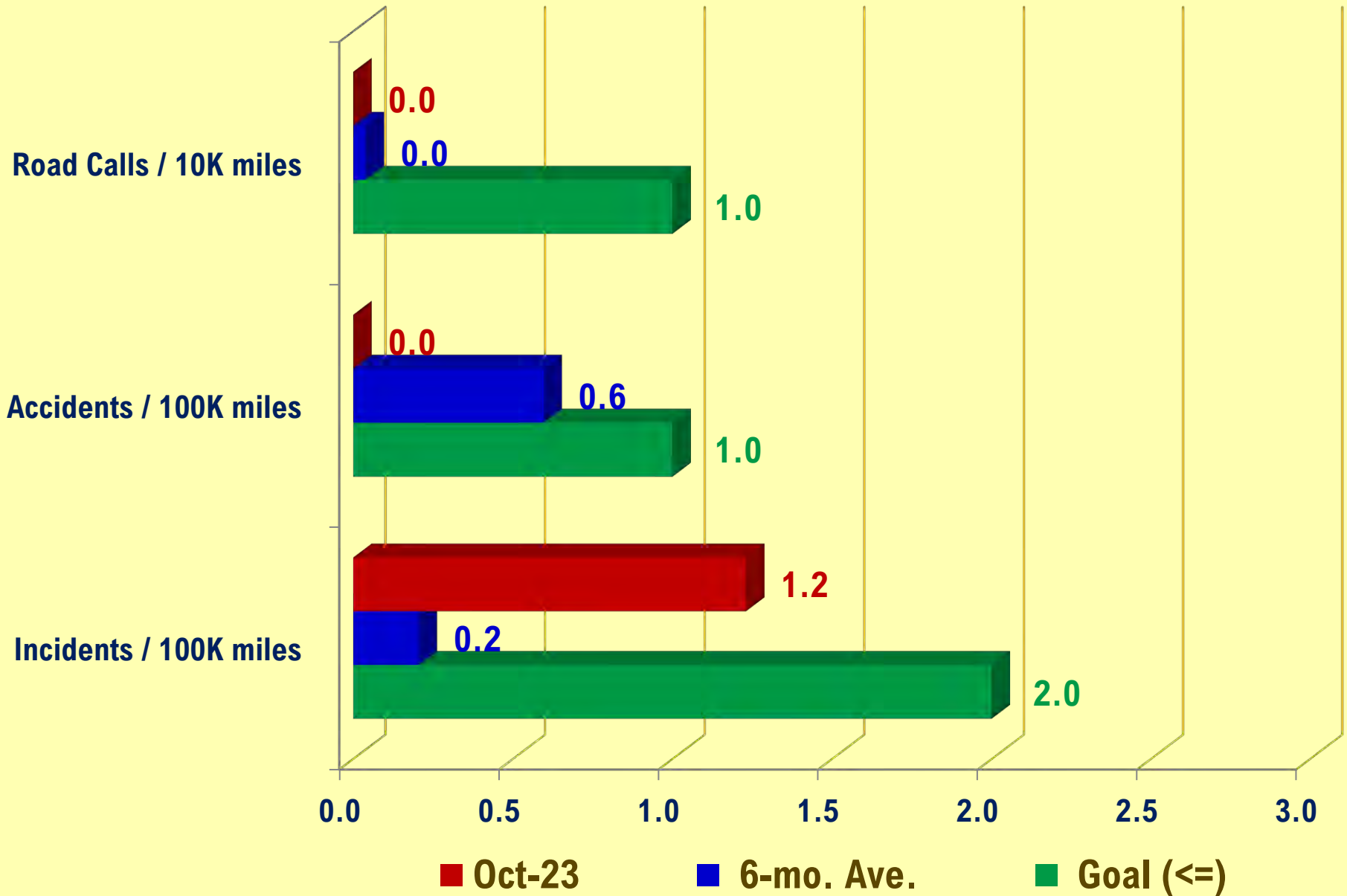
October 2023, Total = \$358,549



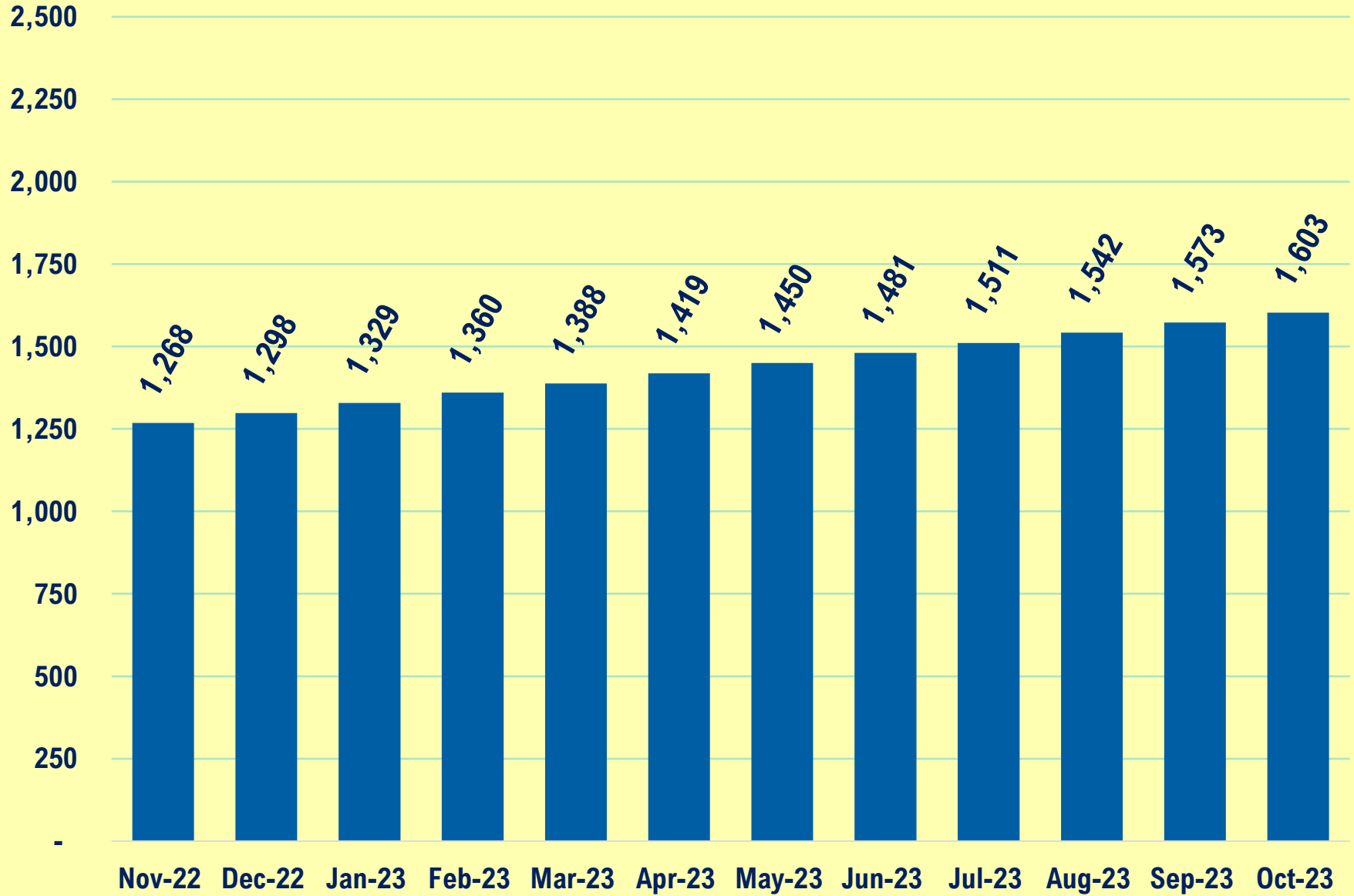
MRTA Operations Safety (Nominal Data)



MRTA Operations Safety (Standardized Data)



MRTA Maintenance Safety



■ Days Since Lost-time Accident

MRTA - Capital Equipment Fund
Account QuickReport - Mountain West Bank
As of September 30, 2023

Type	Date	Num	Name	Memo	Amount	Balance
11100 · Mountain West Checking						13,500.78
Bill Pmt -Check	07/11/2023	1059	Corwin Ford		-171,045.00	-157,544.22
Deposit	07/13/2023			Deposit	170,000.00	12,455.78
Deposit	07/18/2023			Deposit	880,000.00	892,455.78
Bill Pmt -Check	07/18/2023	1060	AC Houston Lumber Co.		-31.98	892,423.80
Bill Pmt -Check	07/18/2023	1061	BengalWorks, LLC		-6,363.00	886,060.80
Deposit	07/19/2023			Deposit	3,981,859.00	4,867,919.80
Deposit	07/20/2023			Deposit	5,000.00	4,872,919.80
Check	07/20/2023	ACH	Mountain West Bank		-20.00	4,872,899.80
Bill Pmt -Check	07/21/2023	Wire	New Flyer	Bus #2205,2206,2207,2209,2210...	-4,861,010.76	11,889.04
Bill Pmt -Check	07/31/2023	1062	Northern Tool & Equipment		-314.90	11,574.14
Bill Pmt -Check	07/31/2023	1063	Transloc Inc.	VOID:	0.00	11,574.14
Deposit	07/31/2023			Interest	10.34	11,584.48
Check	08/08/2023	1063	Void	VOID:	0.00	11,584.48
Check	08/08/2023	1058	Void	VOID:	0.00	11,584.48
Deposit	08/09/2023			Deposit	203,656.50	215,240.98
Deposit	08/10/2023		STO eBank	Transfer to LGIP	-212,000.00	3,240.98
Deposit	08/15/2023			Deposit	136,836.00	140,076.98
Deposit	08/16/2023		STO eBank	Transfer to LGIP	-80,000.00	60,076.98
Bill Pmt -Check	08/21/2023	1064	Corwin Ford		-57,015.00	3,061.98
Bill Pmt -Check	08/21/2023	1065	First Transit, Inc.		-10,497.00	-7,435.02
Deposit	08/25/2023			Deposit	11,000.00	3,564.98
Deposit	08/31/2023			Interest	2.06	3,567.04
Deposit	09/30/2023			Interest	0.80	3,567.84
Total 11100 · Mountain West Checking					-9,932.94	3,567.84
TOTAL					-9,932.94	3,567.84

MRTA - Capital Equipment Fund Balance Sheet

As of September 30, 2023

	Sep 30, 23
ASSETS	
Current Assets	
Checking/Savings	
11100 · Mountain West Checking	3,567.84
11600 · LGIP Capital Equipment Acct.	966,722.47
Total Checking/Savings	970,290.31
Accounts Receivable	
11800 · Accounts Receivable	499,803.00
Total Accounts Receivable	499,803.00
Total Current Assets	1,470,093.31
TOTAL ASSETS	1,470,093.31
LIABILITIES & EQUITY	
Liabilities	
Current Liabilities	
Accounts Payable	
20500 · Accounts Payable	5,995.00
Total Accounts Payable	5,995.00
Total Current Liabilities	5,995.00
Long Term Liabilities	
29000 · Other Liabilities	810,168.46
Total Long Term Liabilities	810,168.46
Total Liabilities	816,163.46
Equity	
32000 · Retained Earnings	1,583,839.64
Net Income	-929,909.79
Total Equity	653,929.85
TOTAL LIABILITIES & EQUITY	1,470,093.31

MRTA - Capital Equipment Fund Revenue & Expenditures Budget Performance July through September 2023

	Jul - Sep 23	Budget	% of Budget	Oct '22 - Sep 23	YTD Budget	% of Budget	Annual Budget
Income							
41000 · Federal Funding							
41100 · Federal-5339							
41101 · Federal -5339- Buses	4,467,692.00	480,000.00	930.8%	4,467,692.00	4,971,000.00	89.9%	4,971,000.00
41102 · Federal- 5339-Vans	144,000.00	0.00	100.0%	144,000.00	144,000.00	100.0%	144,000.00
41103 · Federal- 5339- Technology	0.00			21,150.00	0.00	100.0%	0.00
Total 41100 · Federal-5339	4,611,692.00	480,000.00	960.8%	4,632,842.00	5,115,000.00	90.6%	5,115,000.00
Total 41000 · Federal Funding	4,611,692.00	480,000.00	960.8%	4,632,842.00	5,115,000.00	90.6%	5,115,000.00
43000 · Local Funding							
43100 · Local - Ketchum	21,625.02	21,625.03	100.0%	86,500.08	86,500.00	100.0%	86,500.00
43200 · Local - Hailey	2,587.50	2,587.50	100.0%	10,350.00	10,350.00	100.0%	10,350.00
43300 · Local - Bellevue	0.00			1,125.00	1,125.00	100.0%	1,125.00
43400 · Local - Blaine County	5,668.74	5,668.78	100.0%	22,674.96	22,675.00	100.0%	22,675.00
43500 · Local - Sun Valley	12,231.24	12,231.28	100.0%	48,924.96	48,925.00	100.0%	48,925.00
43600 · Local -Sun Valley Company	10,800.00	10,800.00	100.0%	124,200.00	124,200.00	100.0%	124,200.00
Total 43000 · Local Funding	52,912.50	52,912.59	100.0%	293,775.00	293,775.00	100.0%	293,775.00
48000 · Transfers/ Use of Reserve Cash	60,000.00	60,000.00	100.0%	60,000.00	60,000.00	100.0%	60,000.00
49000 · Interest Earned	15,834.02	280.00	5,655.0%	56,938.11	1,000.00	5,693.8%	1,000.00
49900 · Misc. Income	0.00	0.00	0.0%	11,500.00	11,000.00	104.5%	11,000.00
Total Income	4,740,438.52	593,192.59	799.1%	5,055,055.11	5,480,775.00	92.2%	5,480,775.00
Gross Profit	4,740,438.52	593,192.59	799.1%	5,055,055.11	5,480,775.00	92.2%	5,480,775.00
Expense							
54000 · Equipment/Tool Expense	6,309.90	0.00	100.0%	6,309.90	17,000.00	37.1%	17,000.00
60000 · Business Expenses							
60500 · Bank Fees	20.00			40.00			
Total 60000 · Business Expenses	20.00			40.00			
68000 · Capital Expenses							
68050 · Support Vehicles	0.00			25,306.80	25,000.00	101.2%	25,000.00
68100 · Expend for Vans/ Light Duty Bus	57,015.00	600,000.00	9.5%	228,060.00	796,000.00	28.7%	796,000.00
68200 · Exp. for Buses-mid/heavy duty	5,688,039.22	0.00	100.0%	5,693,741.22	5,789,000.00	98.4%	5,789,000.00
68500 · Technology	31.98			31,506.98	0.00	100.0%	0.00
Total 68000 · Capital Expenses	5,745,086.20	600,000.00	957.5%	5,978,615.00	6,610,000.00	90.4%	6,610,000.00
Total Expense	5,751,416.10	600,000.00	958.6%	5,984,964.90	6,627,000.00	90.3%	6,627,000.00
Net Income	-1,010,977.58	-6,807.41	14,851.1%	-929,909.79	-1,146,225.00	81.1%	-1,146,225.00

**MRTA - Contingency Fund
Balance Sheet
As of September 30, 2023**

	Sep 30, 23
ASSETS	
Current Assets	
Checking/Savings	
11600 · LGIP Contingency Fund Acct.	521,584.78
Total Checking/Savings	521,584.78
Total Current Assets	521,584.78
TOTAL ASSETS	521,584.78
LIABILITIES & EQUITY	
Equity	
30000 · Opening Bal Equity	20,000.00
32000 · Retained Earnings	481,577.93
Net Income	20,006.85
Total Equity	521,584.78
TOTAL LIABILITIES & EQUITY	521,584.78

MRTA - Contingency Fund
Revenue & Expenditures Budget Performance
 July through September 2023

	<u>Jul - Sep 23</u>	<u>Budget</u>	<u>% of Budget</u>	<u>Oct '22 - Sep 23</u>	<u>YTD Budget</u>	<u>% of Budget</u>	<u>Annual Budget</u>
Income							
49000 · Interest Earned	6,491.03	253.00	2,565.6%	20,006.85	1,000.00	2,000.7%	1,000.00
Total Income	6,491.03	253.00	2,565.6%	20,006.85	1,000.00	2,000.7%	1,000.00
Expense	0.00			0.00			
Net Income	6,491.03	253.00	2,565.6%	20,006.85	1,000.00	2,000.7%	1,000.00

MRTA - Facilities Fund Account QuickReport - Mountain West Bank

As of September 30, 2023

Type	Date	Num	Name	Memo	Amount	Balance
11100 - Mountain West Checking						784.78
Bill Pmt -Check	07/04/2023	459	Structural Engineering ...		-1,480.20	-695.42
Deposit	07/07/2023			Deposit	3,000.00	2,304.58
Check	07/31/2023			Service Charge	-6.00	2,298.58
Deposit	07/31/2023			Interest	0.10	2,298.68
Deposit	08/25/2023			Deposit	1,000.00	3,298.68
Bill Pmt -Check	08/30/2023	460	Power Engineers	Contract#: 165594	-406.02	2,892.66
Deposit	08/31/2023			Interest	0.11	2,892.77
Deposit	09/30/2023			Interest	0.13	2,892.90
Total 11100 - Mountain West Checking					2,108.12	2,892.90
TOTAL					2,108.12	2,892.90

MRTA - Facilities Fund
Balance Sheet
As of September 30, 2023

	<u>Sep 30, 23</u>
ASSETS	
Current Assets	
Checking/Savings	
11100 · Mountain West Checking	2,892.90
11600 · LGIP Facilities Account	794,469.08
Total Checking/Savings	<u>797,361.98</u>
Total Current Assets	<u>797,361.98</u>
TOTAL ASSETS	<u>797,361.98</u>
LIABILITIES & EQUITY	
Equity	
30000 · Opening Bal Equity	135,196.00
32000 · Retained Earnings	73,822.66
Net Income	588,343.32
Total Equity	<u>797,361.98</u>
TOTAL LIABILITIES & EQUITY	<u>797,361.98</u>

MRTA - Facilities Fund Revenue & Expenditures Budget Performance July through September 2023

	Jul - Sep 23	Budget	% of Budget	Oct '22 - Sep 23	YTD Budget	% of Budget	Annual Budget
Income							
41000 · Federal Funding							
41100 · Federal							
41106 · Federal- Facility	377,308.00	2,371,500.00	15.9%	377,308.00	2,371,500.00	15.9%	2,371,500.00
Total 41100 · Federal	377,308.00	2,371,500.00	15.9%	377,308.00	2,371,500.00	15.9%	2,371,500.00
Total 41000 · Federal Funding	377,308.00	2,371,500.00	15.9%	377,308.00	2,371,500.00	15.9%	2,371,500.00
43000 · Local Funding							
43100 · Local - Ketchum	64,875.00	64,875.00	100.0%	259,500.00	259,500.00	100.0%	259,500.00
43200 · Local - Hailey	7,762.50	7,762.50	100.0%	31,050.00	31,050.00	100.0%	31,050.00
43300 · Local - Bellevue	0.00	0.00	0.0%	3,375.00	3,375.00	100.0%	3,375.00
43400 · Local - Blaine County	17,006.25	17,006.25	100.0%	68,025.00	68,025.00	100.0%	68,025.00
43500 · Local - Sun Valley	36,693.75	36,693.75	100.0%	146,775.00	146,775.00	100.0%	146,775.00
Total 43000 · Local Funding	126,337.50	126,337.50	100.0%	508,725.00	508,725.00	100.0%	508,725.00
49000 · Interest Earned	3,240.81	28.00	11,574.3%	6,080.69	100.00	6,080.7%	100.00
Total Income	506,886.31	2,497,865.50	20.3%	892,113.69	2,880,325.00	31.0%	2,880,325.00
Expense							
60000 · Business Expenses							
60500 · Bank Fees	6.00			18.00			
Total 60000 · Business Expenses	6.00			18.00			
66000 · Construction/Acquisition							
66300 · Design/Planning							
66310 · Electrification Infrastructure	406.02	575,000.00	0.1%	254,835.02	1,191,470.00	21.4%	1,191,470.00
Total 66300 · Design/Planning	406.02	575,000.00	0.1%	254,835.02	1,191,470.00	21.4%	1,191,470.00
66400 · South Valley Facility							
66410 · South Valley Acquisition	0.00	1,620,000.00	0.0%	35,052.25	1,675,000.00	2.1%	1,675,000.00
66420 · South Valley Improvements	0.00	0.00	0.0%	2,049.10	41,000.00	5.0%	41,000.00
Total 66400 · South Valley Facility	0.00	1,620,000.00	0.0%	37,101.35	1,716,000.00	2.2%	1,716,000.00
66500 · Ketchum Facility upgrades	0.00	75,000.00	0.0%	11,816.00	92,000.00	12.8%	92,000.00
Total 66000 · Construction/Acquisition	406.02	2,270,000.00	0.0%	303,752.37	2,999,470.00	10.1%	2,999,470.00
Total Expense	412.02	2,270,000.00	0.0%	303,770.37	2,999,470.00	10.1%	2,999,470.00
Net Income	506,474.29	227,865.50	222.3%	588,343.32	-119,145.00	-493.8%	-119,145.00

MRTA - Operations Main
Checks Issued
As of August 31, 2023

Type	Date	Num	Name	Memo	Amount	Balance
11100 - Mountain West Checking						115,506.89
Bill Pmt -Check	08/01/2023	12083	Napa Auto Parts	3752	-950.82	114,556.07
Bill Pmt -Check	08/01/2023	12084	Priority One Home Cleaning Servi...		-372.00	114,184.07
Liability Check	08/02/2023		QuickBooks Payroll Service	Created by Payroll Service on 07/31/2023	-55,451.90	58,732.17
Deposit	08/02/2023			Deposit	2,500.00	61,232.17
Paycheck	08/03/2023	DD	Aguilar, Hortencia	Direct Deposit	0.00	61,232.17
Paycheck	08/03/2023	DD	Arenas Astorga, Guadalupe O	Direct Deposit	0.00	61,232.17
Paycheck	08/03/2023	DD	Ashley, Jacob E	Direct Deposit	0.00	61,232.17
Paycheck	08/03/2023	DD	Barnes, Sharon F	Direct Deposit	0.00	61,232.17
Paycheck	08/03/2023	DD	Bevard, Corey J	Direct Deposit	0.00	61,232.17
Paycheck	08/03/2023	DD	Canfield, James	Direct Deposit	0.00	61,232.17
Paycheck	08/03/2023	DD	Cangiamilla, Monte	Direct Deposit	0.00	61,232.17
Paycheck	08/03/2023	DD	Cardona Hernandez, Margarita	Direct Deposit	0.00	61,232.17
Paycheck	08/03/2023	DD	Chairez Alvarez, Gloria M	Direct Deposit	0.00	61,232.17
Paycheck	08/03/2023	DD	Cosio-Tamayo, Jeronimo	Direct Deposit	0.00	61,232.17
Paycheck	08/03/2023	DD	De Loera Colis, Daniel	Direct Deposit	0.00	61,232.17
Paycheck	08/03/2023	DD	Garcia-Izarraras, Gerardo	Direct Deposit	0.00	61,232.17
Paycheck	08/03/2023	DD	Hoechtl, Gerhard	Direct Deposit	0.00	61,232.17
Paycheck	08/03/2023	DD	Humbach, Eric	Direct Deposit	0.00	61,232.17
Paycheck	08/03/2023	DD	Kelbert, Ashley	Direct Deposit	0.00	61,232.17
Paycheck	08/03/2023	DD	Kelly, David W	Direct Deposit	0.00	61,232.17
Paycheck	08/03/2023	DD	Knudson, Michael W	Direct Deposit	0.00	61,232.17
Paycheck	08/03/2023	DD	Leon, Teofilo O	Direct Deposit	0.00	61,232.17
Paycheck	08/03/2023	DD	Little, Timothy J	Direct Deposit	0.00	61,232.17
Paycheck	08/03/2023	DD	Loeza, Veronica	Direct Deposit	0.00	61,232.17
Paycheck	08/03/2023	DD	MacPherson, Kim	Direct Deposit	0.00	61,232.17
Paycheck	08/03/2023	DD	Morgus, Wallace	Direct Deposit	0.00	61,232.17
Paycheck	08/03/2023	DD	Morrissey, Kevin	Direct Deposit	0.00	61,232.17
Paycheck	08/03/2023	DD	Nestor, Robert A	Direct Deposit	0.00	61,232.17
Paycheck	08/03/2023	DD	Obland, Bryan	Direct Deposit	0.00	61,232.17
Paycheck	08/03/2023	DD	Ortiz Ayala, Jose J	Direct Deposit	0.00	61,232.17
Paycheck	08/03/2023	DD	Parker, Michael J	Direct Deposit	0.00	61,232.17
Paycheck	08/03/2023	DD	Romero-Campos, Raul	Direct Deposit	0.00	61,232.17
Paycheck	08/03/2023	DD	Russell, Tiffany	Direct Deposit	0.00	61,232.17
Paycheck	08/03/2023	DD	Sproule, William	Direct Deposit	0.00	61,232.17
Paycheck	08/03/2023	DD	Tellez, Carlos	Direct Deposit	0.00	61,232.17
Paycheck	08/03/2023	DD	Uberuaga, Richard S	Direct Deposit	0.00	61,232.17
Paycheck	08/03/2023	DD	Van Law, Tucker G	Direct Deposit	0.00	61,232.17
Paycheck	08/03/2023	DD	Victorino, Jose L	Direct Deposit	0.00	61,232.17
Paycheck	08/03/2023	DD	Vultaggio, Lara	Direct Deposit	0.00	61,232.17
Paycheck	08/03/2023	DD	Walsh, Murray S.	Direct Deposit	0.00	61,232.17
Liability Check	08/03/2023	12072	Idaho Child Support Recepting	326231	-245.08	60,987.09
Liability Check	08/03/2023	E-pay	United States Treasury	82-0382250 QB Tracking # -1161974706	-17,475.32	43,511.77
Deposit	08/04/2023			Deposit	120.00	43,631.77
Deposit	08/07/2023			Deposit	53,194.00	96,825.77
Bill Pmt -Check	08/07/2023	ACH	American Funds	plan ID BRK100102	-39,360.22	57,465.55
Deposit	08/07/2023			Deposit	13,000.00	70,465.55
Deposit	08/08/2023			Deposit	209,823.00	280,288.55
Bill Pmt -Check	08/08/2023	12085	Atkinsons' Grocery		-179.39	280,109.16
Bill Pmt -Check	08/08/2023	12086	Benefits2 Administrator LLC		-170.00	279,939.16
Bill Pmt -Check	08/08/2023	12087	Business As Usual		-194.95	279,744.21
Bill Pmt -Check	08/08/2023	12088	Certified Folder Display Service, Inc	14-0086946	-71.25	279,672.96
Bill Pmt -Check	08/08/2023	12089	Cintas		-186.68	279,486.28
Bill Pmt -Check	08/08/2023	12090	Cintas - Uniforms_		-533.24	278,953.04
Bill Pmt -Check	08/08/2023	12091	City of Ketchum		-426.93	278,526.11
Bill Pmt -Check	08/08/2023	12092	Clearwater Landscaping		-268.70	278,257.41
Bill Pmt -Check	08/08/2023	12093	Express Publishing Inc.		-2,802.32	275,455.09
Bill Pmt -Check	08/08/2023	12094	GEM State Paper & Supply Co.	105020	-194.78	275,260.31
Bill Pmt -Check	08/08/2023	12095	Gem State Welders Supply Inc	MOUNTB 0	-9.61	275,250.70
Bill Pmt -Check	08/08/2023		Idaho Lumber & ACE Hardware	QuickBooks generated zero amount transaction fo...	0.00	275,250.70
Bill Pmt -Check	08/08/2023	12096	Ketchum Computers, Inc.		-600.00	274,650.70
Bill Pmt -Check	08/08/2023	12097	Les Schwab	117-00888	-43.28	274,607.42
Bill Pmt -Check	08/08/2023	12098	River Run Auto Parts, Inc.	7025	-19.99	274,587.43
Bill Pmt -Check	08/08/2023	12099	Rush Truck Centers	R567941	-452.10	274,135.33
Bill Pmt -Check	08/08/2023	12100	The Aftermarket Parts Company, ...		-6,881.94	267,253.39
Bill Pmt -Check	08/08/2023	12101	United Oil	38068	-13,773.61	253,479.78
Bill Pmt -Check	08/08/2023	12102	Verizon Connect Nwf, Inc. #1000...		-341.10	253,138.68
Bill Pmt -Check	08/08/2023	12103	Wells Fargo	4856200370127790	-1,414.89	251,723.79
Bill Pmt -Check	08/08/2023	12104	White Cloud Communications Inc.		-570.00	251,153.79
Deposit	08/09/2023			Deposit	380,215.02	631,368.81
Check	08/09/2023	ACH	Capital Equipment Fund'	Transfer to Capital Fund	-203,656.50	427,712.31
Deposit	08/10/2023			Deposit	3,266.00	430,978.31
Deposit	08/14/2023		STO eBank	Transfer	-200,000.00	230,978.31
Deposit	08/14/2023			Deposit	117,719.32	348,697.63
Bill Pmt -Check	08/14/2023	12105	ITD - Special Plates		-23.00	348,674.63
Bill Pmt -Check	08/14/2023	12106	Valley Tile & Floor		-489.77	348,184.86
Deposit	08/14/2023			Deposit	194,874.00	543,058.86
Bill Pmt -Check	08/15/2023	12108	AC Houston Lumber Company	16203-1	-4.49	543,054.37
Bill Pmt -Check	08/15/2023	12109	Elite Restoration		-1,981.13	541,073.24
Bill Pmt -Check	08/15/2023	12110	Karl Malone Ford Hailey		-360.80	540,712.44
Bill Pmt -Check	08/15/2023	12111	Les Schwab	117-00888	-128.94	540,583.50
Bill Pmt -Check	08/15/2023		Names and Numbers	QuickBooks generated zero amount transaction fo...	0.00	540,583.50
Liability Check	08/15/2023	ACH	Idaho State Tax Commission	000186434	-6,605.00	533,978.50
Deposit	08/15/2023			Deposit	136,836.00	670,814.50
Check	08/15/2023	ACH	Capital Equipment Fund'	Transfer to Capital Fund	-136,836.00	533,978.50
Liability Check	08/16/2023		QuickBooks Payroll Service	Created by Payroll Service on 08/14/2023	-56,857.01	477,121.49
Paycheck	08/17/2023	DD	Aguilar, Hortencia	Direct Deposit	0.00	477,121.49
Paycheck	08/17/2023	DD	Arenas Astorga, Guadalupe O	Direct Deposit	0.00	477,121.49
Paycheck	08/17/2023	DD	Ashley, Jacob E	Direct Deposit	0.00	477,121.49
Paycheck	08/17/2023	DD	Barnes, Sharon F	Direct Deposit	0.00	477,121.49
Paycheck	08/17/2023	DD	Bevard, Corey J	Direct Deposit	0.00	477,121.49
Paycheck	08/17/2023	DD	Canfield, James	Direct Deposit	0.00	477,121.49
Paycheck	08/17/2023	DD	Cardona Hernandez, Margarita	Direct Deposit	0.00	477,121.49

MRTA - Operations Main Checks Issued As of August 31, 2023

Type	Date	Num	Name	Memo	Amount	Balance
Paycheck	08/17/2023	DD	Chairez Alvarez, Gloria M	Direct Deposit	0.00	477,121.49
Paycheck	08/17/2023	DD	Cosio-Tamayo, Jeronimo	Direct Deposit	0.00	477,121.49
Paycheck	08/17/2023	DD	De Loera Colis, Daniel	Direct Deposit	0.00	477,121.49
Paycheck	08/17/2023	DD	Garcia-Izarraras, Gerardo	Direct Deposit	0.00	477,121.49
Paycheck	08/17/2023	DD	Glasscock, David T	Direct Deposit	0.00	477,121.49
Paycheck	08/17/2023	DD	Hoechtl, Gerhard	Direct Deposit	0.00	477,121.49
Paycheck	08/17/2023	DD	Humbach, Eric	Direct Deposit	0.00	477,121.49
Paycheck	08/17/2023	DD	Kelbert, Ashley	Direct Deposit	0.00	477,121.49
Paycheck	08/17/2023	DD	Kelly, David W	Direct Deposit	0.00	477,121.49
Paycheck	08/17/2023	DD	Knudson, Michael W	Direct Deposit	0.00	477,121.49
Paycheck	08/17/2023	DD	Leon, Teofilo O	Direct Deposit	0.00	477,121.49
Paycheck	08/17/2023	DD	Little, Timothy J	Direct Deposit	0.00	477,121.49
Paycheck	08/17/2023	DD	Loeza, Veronica	Direct Deposit	0.00	477,121.49
Paycheck	08/17/2023	DD	MacPherson, Kim	Direct Deposit	0.00	477,121.49
Paycheck	08/17/2023	DD	Morgus, Wallace	Direct Deposit	0.00	477,121.49
Paycheck	08/17/2023	DD	Morrissey, Kevin	Direct Deposit	0.00	477,121.49
Paycheck	08/17/2023	DD	Nestor, Robert A	Direct Deposit	0.00	477,121.49
Paycheck	08/17/2023	DD	Obland, Bryan	Direct Deposit	0.00	477,121.49
Paycheck	08/17/2023	DD	Ortiz Ayala, Jose J	Direct Deposit	0.00	477,121.49
Paycheck	08/17/2023	DD	Parker, Michael J	Direct Deposit	0.00	477,121.49
Paycheck	08/17/2023	DD	Romero-Campos, Raul	Direct Deposit	0.00	477,121.49
Paycheck	08/17/2023	DD	Russell, Tiffany	Direct Deposit	0.00	477,121.49
Paycheck	08/17/2023	DD	Sproule, William	Direct Deposit	0.00	477,121.49
Paycheck	08/17/2023	DD	Tellez, Carlos	Direct Deposit	0.00	477,121.49
Paycheck	08/17/2023	DD	Uberuaga, Richard S	Direct Deposit	0.00	477,121.49
Paycheck	08/17/2023	DD	Van Law, Tucker G	Direct Deposit	0.00	477,121.49
Paycheck	08/17/2023	DD	Victorino, Jose L	Direct Deposit	0.00	477,121.49
Paycheck	08/17/2023	DD	Vultaggio, Lara	Direct Deposit	0.00	477,121.49
Paycheck	08/17/2023	DD	Walsh, Murray S.	Direct Deposit	0.00	477,121.49
Paycheck	08/17/2023	DD	Wahlgren, Allan	Direct Deposit	0.00	477,121.49
Paycheck	08/17/2023	DD	Woodworth, Scott	Direct Deposit	0.00	477,121.49
Liability Check	08/17/2023	E-pay	United States Treasury	82-0382250 QB Tracking # 406242194	-18,207.40	458,914.09
Liability Check	08/17/2023	12107	Idaho Child Support Receipting	326231	-245.08	458,669.01
Deposit	08/17/2023		STO eBank	Transfer	-300,000.00	158,669.01
Deposit	08/17/2023			Deposit	12,754.88	171,423.89
Bill Pmt -Check	08/21/2023	12112	Cummins Rocky Mountain LLC		-500.42	170,923.47
Bill Pmt -Check	08/21/2023	12113	Galena Engineering, Inc.	East Fork pathway project- re-design	-2,611.00	168,312.47
Bill Pmt -Check	08/21/2023	12114	GEM State Paper & Supply Co.	105020	-243.21	168,069.26
Bill Pmt -Check	08/21/2023	12115	HUB International Insurance	policy 33A19030111513	-227.00	167,842.26
Bill Pmt -Check	08/21/2023	12116	Imperial Supplies LLC		-156.00	167,686.26
Bill Pmt -Check	08/21/2023	12117	Jackson Group Peterbilt	3551	-2,575.67	165,110.59
Bill Pmt -Check	08/21/2023	12118	Ketchum Computers, Inc.		-500.00	164,610.59
Bill Pmt -Check	08/21/2023	12119	Les Schwab	117-00888	-2,145.04	162,465.55
Bill Pmt -Check	08/21/2023	12120	Luminator Mass Transit, LLC		-114.33	162,351.22
Bill Pmt -Check	08/21/2023	12121	River Run Auto Parts, Inc.	7025	-241.65	162,109.57
Bill Pmt -Check	08/21/2023	12122	Sawtooth Plumbing & Heating, Inc.		-1,861.00	160,248.57
Bill Pmt -Check	08/21/2023	12123	State Insurance Fund	Policy # 495600	-11,105.00	149,143.57
Bill Pmt -Check	08/21/2023	12124	The Aftermarket Parts Company, ...		-1,455.96	147,687.61
Bill Pmt -Check	08/21/2023	12125	United Oil	38068	-13,540.13	134,147.48
Deposit	08/24/2023			Deposit	30,063.50	164,210.98
Liability Check	08/29/2023	ACH	Aflac	DQR88	-295.02	163,915.96
Bill Pmt -Check	08/29/2023	12127	Blue Printing Inc.		-2.70	163,913.26
Bill Pmt -Check	08/29/2023	12128	Cintas		-159.95	163,753.31
Bill Pmt -Check	08/29/2023	12129	Gerhard Hoechtl (vendor)		-92.00	163,661.31
Bill Pmt -Check	08/29/2023	12130	Idaho Lumber & ACE Hardware		-61.42	163,599.89
Bill Pmt -Check	08/29/2023	12131	Ill-A Trust	Health Ins	-39,636.00	123,963.89
Bill Pmt -Check	08/29/2023	12132	Integrated Technologies		-70.00	123,893.89
Bill Pmt -Check	08/29/2023	12133	Jackson Group Peterbilt	3551	-102.80	123,791.09
Bill Pmt -Check	08/29/2023	12134	Karl Malone Ford Hailey		-423.32	123,367.77
Bill Pmt -Check	08/29/2023	12135	Model 1 Commercial Vehicles, Inc.		-907.68	122,460.09
Bill Pmt -Check	08/29/2023	12136	Transloc, Inc		-5,280.00	117,180.09
Bill Pmt -Check	08/29/2023	12137	Verizon WiFi #342426517		-688.24	116,491.85
Deposit	08/29/2023			Deposit	67,888.50	184,380.35
Liability Check	08/30/2023		QuickBooks Payroll Service	Created by Payroll Service on 08/28/2023	-55,831.85	128,548.50
Bill Pmt -Check	08/30/2023	12138	Evans Plumbing, Inc.	MOURID	-919.13	127,629.37
Bill Pmt -Check	08/30/2023	12139	Kaseya US LLC		-435.60	127,193.77
Bill Pmt -Check	08/30/2023	12140	Northern Tool & Equipment		-314.90	126,878.87
Bill Pmt -Check	08/30/2023	ACH	CenturyLink	208-726-1690 623B	-52.04	126,826.83
Bill Pmt -Check	08/30/2023	ACH	Idaho Power Acc#2204788885	Acct #2204788885	-368.88	126,457.95
Bill Pmt -Check	08/30/2023	ACH	Idaho Power Acc#2207743978 K...		-3,332.95	123,125.00
Paycheck	08/31/2023	DD	Aguilar, Hortencia	Direct Deposit	0.00	123,125.00
Paycheck	08/31/2023	DD	Arenas Astorga, Guadalupe O	Direct Deposit	0.00	123,125.00
Paycheck	08/31/2023	DD	Ashley, Jacob E	Direct Deposit	0.00	123,125.00
Paycheck	08/31/2023	DD	Barnes, Sharon F	Direct Deposit	0.00	123,125.00
Paycheck	08/31/2023	DD	Bevard, Corey J	Direct Deposit	0.00	123,125.00
Paycheck	08/31/2023	DD	Buell, Joshua	Direct Deposit	0.00	123,125.00
Paycheck	08/31/2023	DD	Canfield, James	Direct Deposit	0.00	123,125.00
Paycheck	08/31/2023	DD	Blanton, Thadd S	Direct Deposit	0.00	123,125.00
Paycheck	08/31/2023	DD	Cardona Hernandez, Margarita	Direct Deposit	0.00	123,125.00
Paycheck	08/31/2023	DD	Chairez Alvarez, Gloria M	Direct Deposit	0.00	123,125.00
Paycheck	08/31/2023	DD	Cosio-Tamayo, Jeronimo	Direct Deposit	0.00	123,125.00
Paycheck	08/31/2023	DD	De Loera Colis, Daniel	Direct Deposit	0.00	123,125.00
Paycheck	08/31/2023	DD	Garcia-Izarraras, Gerardo	Direct Deposit	0.00	123,125.00
Paycheck	08/31/2023	DD	Hoechtl, Gerhard	Direct Deposit	0.00	123,125.00
Paycheck	08/31/2023	DD	Humbach, Eric	Direct Deposit	0.00	123,125.00
Paycheck	08/31/2023	DD	Kelbert, Ashley	Direct Deposit	0.00	123,125.00
Paycheck	08/31/2023	DD	Kelly, David W	Direct Deposit	0.00	123,125.00
Paycheck	08/31/2023	DD	Knudson, Michael W	Direct Deposit	0.00	123,125.00
Paycheck	08/31/2023	DD	Leon, Teofilo O	Direct Deposit	0.00	123,125.00
Paycheck	08/31/2023	DD	Little, Timothy J	Direct Deposit	0.00	123,125.00
Paycheck	08/31/2023	DD	Loeza, Veronica	Direct Deposit	0.00	123,125.00
Paycheck	08/31/2023	DD	MacPherson, Kim	Direct Deposit	0.00	123,125.00
Paycheck	08/31/2023	DD	Morgus, Wallace	Direct Deposit	0.00	123,125.00

10:58 AM

10/27/23

Accrual Basis

MRTA - Operations Main Checks Issued

As of August 31, 2023

Type	Date	Num	Name	Memo	Amount	Balance
Paycheck	08/31/2023	DD	Morrissey, Kevin	Direct Deposit	0.00	123,125.00
Paycheck	08/31/2023	DD	Nestor, Robert A	Direct Deposit	0.00	123,125.00
Paycheck	08/31/2023	DD	Obland, Bryan	Direct Deposit	0.00	123,125.00
Paycheck	08/31/2023	DD	Ortiz Ayala, Jose J	Direct Deposit	0.00	123,125.00
Paycheck	08/31/2023	DD	Parker, Michael J	Direct Deposit	0.00	123,125.00
Paycheck	08/31/2023	DD	Romero-Campos, Raul	Direct Deposit	0.00	123,125.00
Paycheck	08/31/2023	DD	Russell, Tiffany	Direct Deposit	0.00	123,125.00
Paycheck	08/31/2023	DD	Simmons, Cheryl	Direct Deposit	0.00	123,125.00
Paycheck	08/31/2023	DD	Sproule, William	Direct Deposit	0.00	123,125.00
Paycheck	08/31/2023	DD	Tellez, Carlos	Direct Deposit	0.00	123,125.00
Paycheck	08/31/2023	DD	Uberuaga, Richard S	Direct Deposit	0.00	123,125.00
Paycheck	08/31/2023	DD	Van Law, Tucker G	Direct Deposit	0.00	123,125.00
Paycheck	08/31/2023	DD	Victorino, Jose L	Direct Deposit	0.00	123,125.00
Paycheck	08/31/2023	DD	Vultaggio, Lara	Direct Deposit	0.00	123,125.00
Paycheck	08/31/2023	DD	Wahlgren, Allan	Direct Deposit	0.00	123,125.00
Paycheck	08/31/2023	DD	Walsh, Murray S.	Direct Deposit	0.00	123,125.00
Liability Check	08/31/2023	12126	Idaho Child Support Receipting	326231	-245.08	122,879.92
Liability Check	08/31/2023	E-pay	United States Treasury	82-0382250 QB Tracking # 883248194	-17,442.36	105,437.56
Deposit	08/31/2023			Interest	11.84	105,449.40
Liability Check	08/31/2023	Transfer	III-A Trust		0.00	105,449.40
Total 11100 · Mountain West Checking					-10,057.49	105,449.40
TOTAL					-10,057.49	105,449.40

MRTA - Operations Main Checks Issued

As of September 30, 2023

Type	Date	Num	Name	Memo	Amount	Balance
11100 - Mountain West Checking						105,449.40
Deposit	09/04/2023			Deposit	10,000.00	115,449.40
Bill Pmt -Check	09/04/2023	ACH	Cox Communications	Acct #0012401205184001	-288.38	115,161.02
Bill Pmt -Check	09/04/2023	ACH	Idaho Power Acct#2207725231 B...		-1,879.85	113,281.17
Bill Pmt -Check	09/04/2023	ACH	Idaho Power Acct#2221850114		-372.42	112,908.75
Bill Pmt -Check	09/04/2023	ACH	Intermtn Gas #450 916 6521 1	Acct # 45091665211	-19.95	112,888.80
Bill Pmt -Check	09/04/2023	ACH	Intermtn Gas Co #826 580 3000 0	#826 580 3000 0	-20.85	112,867.95
Bill Pmt -Check	09/04/2023	12141	AC Houston Lumber Company	16203-1	-77.99	112,789.96
Bill Pmt -Check	09/04/2023	12142	Bigwood Body & Paint		-656.72	112,133.24
Bill Pmt -Check	09/04/2023	12143	Carlos Tellez'		-679.52	111,453.72
Bill Pmt -Check	09/04/2023	12144	Cintas - Uniforms_		-686.58	110,767.14
Bill Pmt -Check	09/04/2023	12145	City of Bellevue'	RIDES1- 121 Clover St	-119.56	110,647.58
Bill Pmt -Check	09/04/2023	12146	Clear Creek Disposal	1327	-124.43	110,523.15
Bill Pmt -Check	09/04/2023	12147	Clear Mind Graphics, Inc		-240.50	110,282.65
Bill Pmt -Check	09/04/2023	12148	Cummins Rocky Mountain LLC		-1,962.04	108,320.61
Bill Pmt -Check	09/04/2023	12149	Greyhound Design		-95.00	108,225.61
Bill Pmt -Check	09/04/2023	12151	Idaho Lumber & ACE Hardware		-4.58	108,221.03
Bill Pmt -Check	09/04/2023	12152	Integrated Technologies		-73.89	108,147.14
Bill Pmt -Check	09/04/2023	12153	Kaseya US LLC		-635.00	107,512.14
Bill Pmt -Check	09/04/2023	12154	Napa Auto Parts	3752	-1,806.76	105,705.38
Bill Pmt -Check	09/04/2023	12155	River Run Auto Parts, Inc.	7025	-6.99	105,698.39
Bill Pmt -Check	09/04/2023	12156	Rush Truck Centers	R567941	-282.20	105,416.19
Bill Pmt -Check	09/04/2023	12157	Schaeffer Mfg Co	1140316	-2,603.75	102,812.44
Bill Pmt -Check	09/04/2023	12158	Sentinel Fire & Security		-119.85	102,692.59
Bill Pmt -Check	09/04/2023	12159	Snap-on Tools		-40.00	102,652.59
Bill Pmt -Check	09/04/2023	12160	Thadd Blanton Vendor		-83.59	102,569.00
Bill Pmt -Check	09/04/2023	12161	United Oil	38068	-11,759.04	90,809.96
Bill Pmt -Check	09/04/2023	12162	Veronica Loeaza Vendor		-60.96	90,749.00
Bill Pmt -Check	09/04/2023	12163	Wood River Lock, LLC		-16.00	90,733.00
Liability Check	09/05/2023	ACH	Mountain Rides Transportation	WFH Apt Rent	-7,725.00	83,008.00
Bill Pmt -Check	09/05/2023	12164	Bigwood Body & Paint		-2,500.00	80,508.00
Deposit	09/05/2023			Deposit	3,057.84	83,565.84
Deposit	09/06/2023			Deposit	100,000.00	183,565.84
Liability Check	09/11/2023	ACH	Idaho State Tax Commission	000186434	-8,924.00	174,641.84
Deposit	09/11/2023			Deposit	5,554.80	180,196.64
Bill Pmt -Check	09/12/2023	12166	BengalWorks, LLC		-712.00	179,484.64
Bill Pmt -Check	09/12/2023	12167	Business As Usual		-75.95	179,408.69
Bill Pmt -Check	09/12/2023	12168	Certified Folder Display Service, Inc	14-0086946	-71.25	179,337.44
Bill Pmt -Check	09/12/2023	12169	City of Ketchum		-438.49	178,898.95
Bill Pmt -Check	09/12/2023	12170	Express Publishing Inc.		-2,224.18	176,674.77
Bill Pmt -Check	09/12/2023	12171	Galena Engineering, Inc.	East Fork pathway project- re-design	-983.75	175,691.02
Bill Pmt -Check	09/12/2023	12172	GEM State Paper & Supply Co.	105020	-135.55	175,555.47
Bill Pmt -Check	09/12/2023	12173	Gem State Welders Supply Inc	MOUNTB 0	-9.61	175,545.86
Bill Pmt -Check	09/12/2023	12174	Glass Masters, Inc.		-2,168.71	173,377.15
Bill Pmt -Check	09/12/2023	12175	Jackson Group Peterbilt	3551	-220.57	173,156.58
Bill Pmt -Check	09/12/2023	12176	Les Schwab	117-00888	-2,699.20	170,457.38
Bill Pmt -Check	09/12/2023	12177	New Flyer of America Inc		-17,007.30	153,450.08
Bill Pmt -Check	09/12/2023	12178	Priority One Home Cleaning Servi...		-372.00	153,078.08
Bill Pmt -Check	09/12/2023	12179	Sterling Urgent Care		-92.00	152,986.08
Bill Pmt -Check	09/12/2023	12180	The Aftermarket Parts Company, ...		-159.50	152,826.58
Bill Pmt -Check	09/12/2023	12181	Timothy Little		-21.19	152,805.39
Bill Pmt -Check	09/12/2023	12182	ULINE		-233.34	152,572.05
Bill Pmt -Check	09/12/2023	12183	Verizon WiFi #342426517		-495.11	152,076.94
Bill Pmt -Check	09/12/2023	12184	Wells Fargo	4856200370127790	-1,222.97	150,853.97
Bill Pmt -Check	09/12/2023	12185	White Cloud Communications Inc.		-570.00	150,283.97
Bill Pmt -Check	09/12/2023	12186	Wienhoff Drug Testing		-333.00	149,950.97
Bill Pmt -Check	09/12/2023	12187	Gravis Law, PLLC		-302.50	149,648.47
Bill Pmt -Check	09/12/2023	12188	Southern Belle Business Park Ow...		-600.00	149,048.47
Liability Check	09/13/2023		QuickBooks Payroll Service	Created by Payroll Service on 09/11/2023	-57,970.35	91,078.12
Bill Pmt -Check	09/13/2023	12189	CTAA	Member #2123618	-1,475.00	89,603.12
Paycheck	09/14/2023	DD	Aguilar, Hortencia	Direct Deposit	0.00	89,603.12
Paycheck	09/14/2023	DD	Arenas Astorga, Guadalupe O	Direct Deposit	0.00	89,603.12
Paycheck	09/14/2023	DD	Ashley, Jacob E	Direct Deposit	0.00	89,603.12
Paycheck	09/14/2023	DD	Bevard, Corey J	Direct Deposit	0.00	89,603.12
Paycheck	09/14/2023	DD	Blanton, Thadd S	Direct Deposit	0.00	89,603.12
Paycheck	09/14/2023	DD	Buell, Joshua	Direct Deposit	0.00	89,603.12
Paycheck	09/14/2023	DD	Canfield, James	Direct Deposit	0.00	89,603.12
Paycheck	09/14/2023	DD	Cardona Hernandez, Margarita	Direct Deposit	0.00	89,603.12
Paycheck	09/14/2023	DD	Chairez Alvarez, Gloria M	Direct Deposit	0.00	89,603.12
Paycheck	09/14/2023	DD	Cosio-Tamayo, Jeronimo	Direct Deposit	0.00	89,603.12
Paycheck	09/14/2023	DD	De Loera Colis, Daniel	Direct Deposit	0.00	89,603.12
Paycheck	09/14/2023	DD	Garcia-Izarraras, Gerardo	Direct Deposit	0.00	89,603.12
Paycheck	09/14/2023	DD	Hoechtl, Gerhard	Direct Deposit	0.00	89,603.12
Paycheck	09/14/2023	DD	Humbach, Eric	Direct Deposit	0.00	89,603.12
Paycheck	09/14/2023	DD	Kelbert, Ashley	Direct Deposit	0.00	89,603.12
Paycheck	09/14/2023	DD	Kelly, David W	Direct Deposit	0.00	89,603.12
Paycheck	09/14/2023	DD	Knudson, Michael W	Direct Deposit	0.00	89,603.12
Paycheck	09/14/2023	DD	Leon, Teofilo O	Direct Deposit	0.00	89,603.12
Paycheck	09/14/2023	DD	Leon, Yene A	Direct Deposit	0.00	89,603.12
Paycheck	09/14/2023	DD	Little, Timothy J	Direct Deposit	0.00	89,603.12
Paycheck	09/14/2023	DD	Loeza, Veronica	Direct Deposit	0.00	89,603.12
Paycheck	09/14/2023	DD	MacPherson, Kim	Direct Deposit	0.00	89,603.12
Paycheck	09/14/2023	DD	Morgus, Wallace	Direct Deposit	0.00	89,603.12
Paycheck	09/14/2023	DD	Morrissey, Kevin	Direct Deposit	0.00	89,603.12
Paycheck	09/14/2023	DD	Nestor, Robert A	Direct Deposit	0.00	89,603.12
Paycheck	09/14/2023	DD	Obland, Bryan	Direct Deposit	0.00	89,603.12
Paycheck	09/14/2023	DD	Ortiz Ayala, Jose J	Direct Deposit	0.00	89,603.12
Paycheck	09/14/2023	DD	Parker, Michael J	Direct Deposit	0.00	89,603.12
Paycheck	09/14/2023	DD	Romero-Campos, Raul	Direct Deposit	0.00	89,603.12
Paycheck	09/14/2023	DD	Russell, Tiffany	Direct Deposit	0.00	89,603.12
Paycheck	09/14/2023	DD	Simmons, Cheryl	Direct Deposit	0.00	89,603.12
Paycheck	09/14/2023	DD	Sproule, William	Direct Deposit	0.00	89,603.12
Paycheck	09/14/2023	DD	Tellez, Carlos	Direct Deposit	0.00	89,603.12

MRTA - Operations Main Checks Issued

As of September 30, 2023

Type	Date	Num	Name	Memo	Amount	Balance
Paycheck	09/14/2023	DD	Uberuaga, Richard S	Direct Deposit	0.00	89,603.12
Paycheck	09/14/2023	DD	Van Law, Tucker G	Direct Deposit	0.00	89,603.12
Paycheck	09/14/2023	DD	Victorino, Jose L	Direct Deposit	0.00	89,603.12
Paycheck	09/14/2023	DD	Vultaggio, Lara	Direct Deposit	0.00	89,603.12
Paycheck	09/14/2023	DD	Walsh, Murray S.	Direct Deposit	0.00	89,603.12
Liability Check	09/14/2023	12165	Idaho Child Support Receipting	326231	-245.08	89,358.04
Liability Check	09/14/2023	E-pay	United States Treasury	82-0382250 QB Tracking # -51163706	-18,148.56	71,209.48
Deposit	09/15/2023			Deposit	5,000.00	76,209.48
Deposit	09/15/2023			Deposit	115,580.84	191,790.32
Deposit	09/18/2023			Deposit	200.00	191,990.32
Bill Pmt -Check	09/18/2023	ACH	Idaho Power Acc#2204788885	Acct #2204788885	-319.41	191,670.91
Bill Pmt -Check	09/18/2023	ACH	Idaho Power Acc#2207743978 K...		-4,231.79	187,439.12
Bill Pmt -Check	09/18/2023	12190	American Funds	plan ID BRK100102	-125.00	187,314.12
Bill Pmt -Check	09/18/2023	12191	Cummins Rocky Mountain LLC		-973.12	186,341.00
Bill Pmt -Check	09/18/2023	12192	Gerardo Garcia		-440.98	185,900.02
Bill Pmt -Check	09/18/2023	12193	Jackson Group Peterbilt	3551	-220.57	185,679.45
Bill Pmt -Check	09/18/2023	12194	Karl Malone Ford Hailey		-292.62	185,386.83
Bill Pmt -Check	09/18/2023	12195	Ketchum Computers, Inc.		-500.00	184,886.83
Bill Pmt -Check	09/18/2023	12196	Les Schwab	117-00888	-155.94	184,730.89
Bill Pmt -Check	09/18/2023	12197	New Flyer of America Inc		-14.46	184,716.43
Bill Pmt -Check	09/18/2023	12198	River Run Auto Parts, Inc.	7025	-14.99	184,701.44
Bill Pmt -Check	09/18/2023	12199	Schaeffer Mfg Co	1140316	-8,572.50	176,128.94
Deposit	09/20/2023			Deposit	205,081.00	381,209.94
Deposit	09/21/2023		STO eBank	Transfer	-100,000.00	281,209.94
Deposit	09/21/2023			Deposit	84,043.60	365,253.54
Deposit	09/25/2023			Deposit	3,000.00	368,253.54
Bill Pmt -Check	09/25/2023	12201	AC Houston Lumber Company	16203-1	-40.03	368,213.51
Bill Pmt -Check	09/25/2023	12202	Atkinsons' Grocery		-106.77	368,106.74
Bill Pmt -Check	09/25/2023	12203	Carlos Tellez'		-679.52	367,427.22
Bill Pmt -Check	09/25/2023	12204	Cintas		-73.04	367,354.18
Bill Pmt -Check	09/25/2023	12205	GEM State Paper & Supply Co.	105020	-336.47	367,017.71
Bill Pmt -Check	09/25/2023	12206	Gillig, LLC	36869601	-906.79	366,110.92
Bill Pmt -Check	09/25/2023	12208	United Oil	38068	-10,462.35	355,648.57
Bill Pmt -Check	09/25/2023	12209	Verizon Connect Nwf, Inc. #1000...		-341.10	355,307.47
Liability Check	09/27/2023		QuickBooks Payroll Service	Created by Payroll Service on 09/25/2023	-55,424.53	299,882.94
Deposit	09/27/2023			Deposit	7,164.00	307,046.94
Paycheck	09/28/2023	DD	Aguilar, Hortencia	Direct Deposit	0.00	307,046.94
Paycheck	09/28/2023	DD	Arenas Astorga, Guadalupe O	Direct Deposit	0.00	307,046.94
Paycheck	09/28/2023	DD	Bevard, Corey J	Direct Deposit	0.00	307,046.94
Paycheck	09/28/2023	DD	Bianton, Thadd S	Direct Deposit	0.00	307,046.94
Paycheck	09/28/2023	DD	Buell, Joshua	Direct Deposit	0.00	307,046.94
Paycheck	09/28/2023	DD	Canfield, James	Direct Deposit	0.00	307,046.94
Paycheck	09/28/2023	DD	Cardona Hernandez, Margarita	Direct Deposit	0.00	307,046.94
Paycheck	09/28/2023	DD	Chairez Alvarez, Gloria M	Direct Deposit	0.00	307,046.94
Paycheck	09/28/2023	DD	Cosio-Tamayo, Jeronimo	Direct Deposit	0.00	307,046.94
Paycheck	09/28/2023	DD	De Loera Colis, Daniel	Direct Deposit	0.00	307,046.94
Paycheck	09/28/2023	DD	Garcia-Izarraras, Gerardo	Direct Deposit	0.00	307,046.94
Paycheck	09/28/2023	DD	Hoechtl, Gerhard	Direct Deposit	0.00	307,046.94
Paycheck	09/28/2023	DD	Humbach, Eric	Direct Deposit	0.00	307,046.94
Paycheck	09/28/2023	DD	Kelbert, Ashley	Direct Deposit	0.00	307,046.94
Paycheck	09/28/2023	DD	Kelly, David W	Direct Deposit	0.00	307,046.94
Paycheck	09/28/2023	DD	Knudson, Michael W	Direct Deposit	0.00	307,046.94
Paycheck	09/28/2023	DD	Leon, Teofilo O	Direct Deposit	0.00	307,046.94
Paycheck	09/28/2023	DD	Leon, Yene A	Direct Deposit	0.00	307,046.94
Paycheck	09/28/2023	DD	Little, Timothy J	Direct Deposit	0.00	307,046.94
Paycheck	09/28/2023	DD	Loeza, Veronica	Direct Deposit	0.00	307,046.94
Paycheck	09/28/2023	DD	MacPherson, Kim	Direct Deposit	0.00	307,046.94
Paycheck	09/28/2023	DD	Morgus, Wallace	Direct Deposit	0.00	307,046.94
Paycheck	09/28/2023	DD	Morrissey, Kevin	Direct Deposit	0.00	307,046.94
Paycheck	09/28/2023	DD	Nestor, Robert A	Direct Deposit	0.00	307,046.94
Paycheck	09/28/2023	DD	Obland, Bryan	Direct Deposit	0.00	307,046.94
Paycheck	09/28/2023	DD	Ortiz Ayala, Jose J	Direct Deposit	0.00	307,046.94
Paycheck	09/28/2023	DD	Parker, Michael J	Direct Deposit	0.00	307,046.94
Paycheck	09/28/2023	DD	Romero-Campos, Raul	Direct Deposit	0.00	307,046.94
Paycheck	09/28/2023	DD	Russell, Tiffany	Direct Deposit	0.00	307,046.94
Paycheck	09/28/2023	DD	Tellez, Carlos	Direct Deposit	0.00	307,046.94
Paycheck	09/28/2023	DD	Van Law, Tucker G	Direct Deposit	0.00	307,046.94
Paycheck	09/28/2023	DD	Victorino, Jose L	Direct Deposit	0.00	307,046.94
Paycheck	09/28/2023	DD	Walsh, Murray S.	Direct Deposit	0.00	307,046.94
Liability Check	09/28/2023	12200	Idaho Child Support Receipting	326231	-245.08	306,801.86
Liability Check	09/28/2023	E-pay	United States Treasury	82-0382250 QB Tracking # 429464294	-18,120.90	288,680.96
Deposit	09/30/2023			Interest	12.13	288,693.09
Liability Check	09/30/2023	Transfer	III-A Trust		0.00	288,693.09
Total 11100 · Mountain West Checking					183,243.69	288,693.09
TOTAL					183,243.69	288,693.09

MRTA - Operations Main

Balance Sheet

10/27/23

As of September 30, 2023

Accrual Basis

	Sep 30, 23
ASSETS	
Current Assets	
Checking/Savings	
11100 · Mountain West Checking	288,693.09
11500 · Petty Cash	75.72
11600 · General Fund LGIP	539,504.72
Total Checking/Savings	828,273.53
Accounts Receivable	
11800 · Accounts Receivable	594,985.02
Total Accounts Receivable	594,985.02
Total Current Assets	1,423,258.55
TOTAL ASSETS	1,423,258.55
LIABILITIES & EQUITY	
Liabilities	
Current Liabilities	
Accounts Payable	
20500 · Accounts Payable	142,626.25
Total Accounts Payable	142,626.25
Other Current Liabilities	
22200 · Due to Capital Equip. Fund	7,164.00
23000 · Due to WFH Fund	1,050.00
24000 · Payroll Liabilities	
24700 · State Tax W/H Payable	6,161.00
24800 · State Unemployment Tax Payable	1,575.37
25500 · Employee Prem W/H & Payable	5,303.56
24000 · Payroll Liabilities - Other	150.72
Total 24000 · Payroll Liabilities	13,190.65
Total Other Current Liabilities	21,404.65
Total Current Liabilities	164,030.90
Total Liabilities	164,030.90
Equity	
30000 · Opening Bal Equity	167,470.40
32000 · Reserve Balance	891,974.82
Net Income	199,782.43
Total Equity	1,259,227.65
TOTAL LIABILITIES & EQUITY	1,423,258.55

MRTA - Operations Main Revenue & Expenditures Budget Performance August 2023

	Aug 23	Budget	% of Budget	Oct '22 - Aug 23	YTD Budget	% of Budget	Annual Budget
Ordinary Income/Expense							
Income							
41000 · Federal Funding							
41200 · Federal - 5311	142,971.00	0.00	100.0%	2,057,012.00	2,057,012.00	100.0%	2,057,012.00
41300 · Federal - CARES	171,961.00	353,549.67	48.6%	474,473.00	353,549.67	134.2%	707,099.33
41600 · Federal - SRTS	0.00	4,980.00	0.0%	15,564.00	54,780.00	28.4%	59,766.00
41700 · Federal Funding -other programs	0.00			5,000.00			
41800 · Federal - RTAP	2,907.02	1,600.00	181.7%	13,582.24	17,600.00	77.2%	20,000.00
Total 41000 · Federal Funding	317,839.02	360,129.67	88.3%	2,565,631.24	2,482,941.67	103.3%	2,843,877.33
43000 · Local Funding							
43100 · Local - Ketchum	35,250.00	35,250.00	100.0%	388,750.00	387,750.00	100.3%	423,000.00
43200 · Local - Hailey	4,216.67	4,216.67	100.0%	46,383.35	46,383.37	100.0%	50,600.00
43300 · Local - Bellevue	0.00			5,500.00	5,500.00	100.0%	5,500.00
43400 · Local - Blaine County	9,233.34	9,233.34	100.0%	101,566.72	101,566.74	100.0%	110,800.00
43500 · Local - Sun Valley	19,941.67	19,941.67	100.0%	219,358.37	219,358.37	100.0%	239,300.00
43600 · Local - Sun Valley Company	6,600.00	6,600.00	100.0%	151,800.00	151,800.00	100.0%	151,800.00
43700 · Local - Other Business	0.00	0.00	0.0%	29,410.00	29,410.00	100.0%	29,410.00
Total 43000 · Local Funding	75,241.68	75,241.68	100.0%	942,768.44	941,768.48	100.1%	1,010,410.00
44000 · Fares							
44200 · Fares - Valley Passes	0.00			0.00			
44300 · Fares - Vanpool	21,009.36	16,000.00	131.3%	196,727.52	146,000.00	134.7%	160,000.00
44400 · Fares - ADA	0.00			22.91			
Total 44000 · Fares	21,009.36	16,000.00	131.3%	196,750.43	146,000.00	134.8%	160,000.00
45000 · Revenue							
45100 · Rev - Advertising	19,766.00	6,600.00	299.5%	102,579.50	78,000.00	131.5%	90,000.00
45450 · Rev - Misc.	0.00			19.79			
45500 · Rev - Charter/Special Event	1,240.00			2,405.00	0.00	100.0%	0.00
Total 45000 · Revenue	21,006.00	6,600.00	318.3%	105,004.29	78,000.00	134.6%	90,000.00
47000 · Private Donations							
47100 · Priv. Donation - Foundations	0.00	900.00	0.0%	10,100.00	9,900.00	102.0%	11,000.00
Total 47000 · Private Donations	0.00	900.00	0.0%	10,100.00	9,900.00	102.0%	11,000.00
48000 · Transfers							
48400 · Transfer - Housing Fund	833.34	833.34	100.0%	9,166.74	9,166.74	100.0%	10,000.00
Total 48000 · Transfers	833.34	833.34	100.0%	9,166.74	9,166.74	100.0%	10,000.00
49000 · Interest Income	3,193.53	250.00	1,277.4%	9,714.93	2,750.00	353.3%	3,000.00
49800 · Excess Operating Funds	0.00	0.00	0.0%	0.00	0.00	0.0%	60,000.00
Total Income	439,122.93	459,954.69	95.5%	3,839,136.07	3,670,526.89	104.6%	4,188,287.33
Gross Profit	439,122.93	459,954.69	95.5%	3,839,136.07	3,670,526.89	104.6%	4,188,287.33
Expense							
51000 · Payroll Expenses							
51100 · Salaries and Wages	227,117.35	240,000.00	94.6%	1,970,962.37	1,964,883.00	100.3%	2,129,883.00
51300 · FICA Expense	13,430.09	14,400.00	93.3%	119,719.24	119,370.00	100.3%	129,270.00
51350 · Medicare Tax Expense	3,140.95	3,360.00	93.5%	27,998.92	27,850.00	100.5%	30,160.00
51400 · Retirement Plan Expenses	39,757.22	0.00	100.0%	127,789.64	120,000.00	106.5%	160,000.00
51500 · Workers Comp Expense	11,105.00	15,000.00	74.0%	43,789.00	60,000.00	73.0%	60,000.00
51600 · SUI Expense	797.71	1,680.00	47.5%	7,673.41	13,930.00	55.1%	15,080.00
51700 · Medical Ins. Expense	28,228.74	33,750.00	83.6%	333,669.64	371,250.00	89.9%	405,000.00
51950 · Employee Performance Bonus	0.00	0.00	0.0%	29,304.50	24,620.00	119.0%	24,620.00
Total 51000 · Payroll Expenses	323,577.06	308,190.00	105.0%	2,660,906.72	2,701,903.00	98.5%	2,954,013.00

MRTA - Operations Main Revenue & Expenditures Budget Performance August 2023

	Aug 23	Budget	% of Budget	Oct '22 - Aug 23	YTD Budget	% of Budget	Annual Budget
52000 · Insurance Expense							
52100 · Ins. - Vehicles	11,282.66	11,282.67	100.0%	124,109.30	124,109.37	100.0%	135,392.00
52150 · Ins- Deductibles/claims	2,500.00	500.00	500.0%	985.04	5,500.00	17.9%	6,000.00
Total 52000 · Insurance Expense	13,782.66	11,782.67	117.0%	125,094.34	129,609.37	96.5%	141,392.00
53000 · Professional Fees							
53100 · Accounting & Audit	0.00			9,500.00	11,000.00	86.4%	11,000.00
53200 · IT Systems	1,000.00	500.00	200.0%	5,705.00	5,500.00	103.7%	6,000.00
53400 · Legal Fees	0.00	500.00	0.0%	2,363.53	5,500.00	43.0%	6,000.00
53450 · Planning/ Design	2,611.00			2,611.00			
53475 · Medical	92.00	200.00	46.0%	1,519.00	2,200.00	69.0%	2,400.00
53500 · Other Professional Fees	92.00	1,000.00	9.2%	15,806.41	9,600.00	164.7%	10,600.00
Total 53000 · Professional Fees	3,795.00	2,200.00	172.5%	37,504.94	33,800.00	111.0%	36,000.00
54000 · Equipment/ Tool Expense							
54100 · Shop Equipment/ Tools	49.61	425.00	11.7%	6,301.95	5,350.00	117.8%	6,000.00
54300 · Office Equipment	73.89	550.00	13.4%	7,631.21	6,050.00	126.1%	7,000.00
Total 54000 · Equipment/ Tool Expense	123.50	975.00	12.7%	13,933.16	11,400.00	122.2%	13,000.00
55000 · Rent and Utilities							
55200 · Utilities	1,529.25	1,500.00	102.0%	33,744.16	24,500.00	137.7%	26,000.00
Total 55000 · Rent and Utilities	1,529.25	1,500.00	102.0%	33,744.16	24,500.00	137.7%	26,000.00
56000 · Supplies							
56200 · Janitorial & Safety Supplies	1,129.73	1,650.00	68.5%	9,230.11	18,150.00	50.9%	20,000.00
56300 · Department & Office Supplies	25.18	400.00	6.3%	3,692.44	4,400.00	83.9%	5,000.00
56400 · Uniforms	407.51	500.00	81.5%	11,686.14	14,500.00	80.6%	15,000.00
56500 · Postage and Delivery	26.38	80.00	33.0%	800.29	880.00	90.9%	1,000.00
Total 56000 · Supplies	1,588.80	2,630.00	60.4%	25,408.98	37,930.00	67.0%	41,000.00
57000 · Repairs and Maintenance							
57100 · Equipment Repairs/Maintenance	0.00	290.00	0.0%	1,777.52	3,190.00	55.7%	3,500.00
57200 · Building Repairs/Maintenance	4,939.82	1,500.00	329.3%	25,364.49	16,500.00	153.7%	18,000.00
57250 · Bus Stop Repairs/Maint	0.00	830.00	0.0%	7,992.64	9,130.00	87.5%	10,000.00
57300 · Grounds Repairs/Maintenance	0.00	660.00	0.0%	17,941.19	7,260.00	247.1%	8,000.00
57500 · Janitorial Services	372.00	625.00	59.5%	7,430.50	6,875.00	108.1%	7,500.00
Total 57000 · Repairs and Maintenance	5,311.82	3,905.00	136.0%	60,506.34	42,955.00	140.9%	47,000.00
58000 · Communications Expense							
58100 · Office Phone Expense	330.07	380.00	86.9%	3,676.58	4,180.00	88.0%	4,600.00
58200 · Cell & Two-Way Mobile	1,980.15	1,475.00	134.2%	14,966.91	16,225.00	92.2%	17,700.00
58300 · Internet/Website	223.71	830.00	27.0%	6,171.53	9,130.00	67.6%	10,000.00
58400 · On-Board Vehicle Computers	5,280.00			13,505.00			
Total 58000 · Communications Expense	7,813.93	2,685.00	291.0%	38,320.02	29,535.00	129.7%	32,300.00
59000 · Travel and Training							
59100 · Vehicle/Airfare	193.58	725.00	26.7%	3,569.16	7,975.00	44.8%	8,700.00
59200 · Lodging	373.00	500.00	74.6%	5,169.62	5,500.00	94.0%	6,080.00
59300 · Food/Meals/Entertainment	271.95	300.00	90.7%	1,378.10	3,300.00	41.8%	3,650.00
59400 · Training/Education	17,307.30	1,000.00	1,730.7%	26,037.86	40,000.00	65.1%	41,140.00
59500 · Safety Curriculum	0.00	0.00	0.0%	0.00	520.00	0.0%	520.00
Total 59000 · Travel and Training	18,145.83	2,525.00	718.6%	36,154.74	57,295.00	63.1%	60,090.00
60000 · Business Expenses							
60100 · Vehicle Registration Fees	23.00	55.00	41.8%	301.07	605.00	49.8%	700.00
60400 · Membership,Dues & Subscriptions	600.71	2,000.00	30.0%	23,352.52	20,500.00	113.9%	21,500.00
60500 · Bank Fees	0.00	40.00	0.0%	133.74	440.00	30.4%	500.00
60700 · Bad Debt	0.00			2,500.00			
Total 60000 · Business Expenses	623.71	2,095.00	29.8%	26,287.33	21,545.00	122.0%	22,700.00

MRTA - Operations Main Revenue & Expenditures Budget Performance August 2023

	Aug 23	Budget	% of Budget	Oct '22 - Aug 23	YTD Budget	% of Budget	Annual Budget
61000 · Advertising							
61100 · Print Advertising	2,224.18	2,250.00	98.9%	19,200.09	24,750.00	77.6%	27,459.00
61200 · Radio Advertising	0.00	200.00	0.0%	0.00	2,200.00	0.0%	2,550.00
61300 · Online Advertising	0.00	200.00	0.0%	3,067.43	2,200.00	139.4%	2,400.00
61400 · Vehicle Graphics	0.00	580.00	0.0%	2,782.32	6,380.00	43.6%	7,000.00
Total 61000 · Advertising	2,224.18	3,230.00	68.9%	25,049.84	35,530.00	70.5%	39,409.00
62000 · Marketing and Promotion							
62100 · Info. Displays-Stop Signage	73.95	330.00	22.4%	1,570.29	3,630.00	43.3%	4,000.00
62200 · Graphic Design	0.00	580.00	0.0%	5,431.50	6,380.00	85.1%	7,000.00
62300 · SRTS Promotional Items	0.00	830.00	0.0%	594.08	9,130.00	6.5%	10,000.00
62400 · Customer Events and Misc.	0.00	80.00	0.0%	0.00	880.00	0.0%	1,000.00
62500 · Staff Appreciation/ Events	192.09	450.00	42.7%	7,630.92	9,500.00	80.3%	10,000.00
Total 62000 · Marketing and Promotion	266.04	2,270.00	11.7%	15,226.79	29,520.00	51.6%	32,000.00
63000 · Printing and Reproduction							
63100 · Copies, Passes & Flyers	145.95	250.00	58.4%	2,348.05	2,750.00	85.4%	3,000.00
63200 · Schedules, Maps & Brochures	0.00	0.00	0.0%	16,024.83	12,000.00	133.5%	12,000.00
Total 63000 · Printing and Reproduction	145.95	250.00	58.4%	18,372.88	14,750.00	124.6%	15,000.00
64000 · Fuel							
64200 · Petroleum Fuel Expense	20,332.17	37,500.00	54.2%	306,470.64	403,383.33	76.0%	440,883.33
64500 · Electric Fuel Expense	5,212.80	2,500.00	208.5%	41,946.01	27,500.00	152.5%	30,000.00
64000 · Fuel - Other	0.00	0.00	0.0%	0.00	0.00	0.0%	0.00
Total 64000 · Fuel	25,544.97	40,000.00	63.9%	348,416.65	430,883.33	80.9%	470,883.33
65000 · Vehicle Maintenance							
65100 · Parts Expense							
65150 · Vehicle Maintenance- freight	0.00	200.00	0.0%	303.26	2,200.00	13.8%	2,500.00
65100 · Parts Expense - Other	11,687.48	7,000.00	167.0%	78,874.05	77,000.00	102.4%	85,000.00
Total 65100 · Parts Expense	11,687.48	7,200.00	162.3%	79,177.31	79,200.00	100.0%	87,500.00
65200 · Fluids Expense	3,075.75	2,000.00	153.8%	27,362.39	22,000.00	124.4%	25,000.00
65300 · Tires Expense	128.94	4,000.00	3.2%	25,573.58	55,500.00	46.1%	60,000.00
65400 · Purchased Services	0.00	800.00	0.0%	9,937.83	8,800.00	112.9%	10,000.00
65500 · Vehicle Computer/Diagnostic	720.00	300.00	240.0%	2,359.99	3,300.00	71.5%	4,000.00
65600 · Vehicle Glass/Windshield Repai	656.72	625.00	105.1%	5,050.79	6,875.00	73.5%	7,500.00
65700 · Shop Supplies	1,103.76	300.00	367.9%	3,721.03	3,300.00	112.8%	3,500.00
Total 65000 · Vehicle Maintenance	17,372.65	15,225.00	114.1%	153,182.92	178,975.00	85.6%	197,500.00
69500 · Contribution to Fund Balance	0.00	0.00	0.0%	0.00	0.00	0.0%	60,000.00
Total Expense	421,845.35	399,462.67	105.6%	3,618,109.81	3,780,130.70	95.7%	4,188,287.33
Net Ordinary Income	17,277.58	60,492.02	28.6%	221,026.26	-109,603.81	-201.7%	0.00
Net Income	17,277.58	60,492.02	28.6%	221,026.26	-109,603.81	-201.7%	0.00

MRTA - Operations Main Revenue & Expenditures Budget Performance September 2023

	Sep 23	Budget	% of Budget	Oct '22 - Sep 23	YTD Budget	% of Budget	Annual Budget
Ordinary Income/Expense							
Income							
41000 · Federal Funding							
41200 · Federal - 5311	0.00	0.00	0.0%	2,057,012.00	2,057,012.00	100.0%	2,057,012.00
41300 · Federal - CARES	270,815.18	353,549.66	76.6%	745,288.18	707,099.33	105.4%	707,099.33
41600 · Federal - SRTS	0.00	4,986.00	0.0%	15,564.00	59,766.00	26.0%	59,766.00
41700 · Federal Funding -other programs	0.00			5,000.00			
41800 · Federal - RTAP	0.00	2,400.00	0.0%	13,582.24	20,000.00	67.9%	20,000.00
Total 41000 · Federal Funding	270,815.18	360,935.66	75.0%	2,836,446.42	2,843,877.33	99.7%	2,843,877.33
43000 · Local Funding							
43100 · Local - Ketchum	35,249.92	35,250.00	100.0%	423,999.92	423,000.00	100.2%	423,000.00
43200 · Local - Hailey	4,216.65	4,216.63	100.0%	50,600.00	50,600.00	100.0%	50,600.00
43300 · Local - Bellevue	0.00			5,500.00	5,500.00	100.0%	5,500.00
43400 · Local - Blaine County	9,233.32	9,233.26	100.0%	110,800.04	110,800.00	100.0%	110,800.00
43500 · Local - Sun Valley	19,941.67	19,941.63	100.0%	239,300.04	239,300.00	100.0%	239,300.00
43600 · Local - Sun Valley Company	0.00	0.00	0.0%	151,800.00	151,800.00	100.0%	151,800.00
43700 · Local - Other Business	1,000.00	0.00	100.0%	30,410.00	29,410.00	103.4%	29,410.00
Total 43000 · Local Funding	69,641.56	68,641.52	101.5%	1,012,410.00	1,010,410.00	100.2%	1,010,410.00
44000 · Fares							
44200 · Fares - Valley Passes	0.00			0.00			
44300 · Fares - Vanpool	25,373.82	14,000.00	181.2%	222,101.34	160,000.00	138.8%	160,000.00
44400 · Fares - ADA	0.00			22.91			
Total 44000 · Fares	25,373.82	14,000.00	181.2%	222,124.25	160,000.00	138.8%	160,000.00
45000 · Revenue							
45100 · Rev - Advertising	266.00	12,000.00	2.2%	102,845.50	90,000.00	114.3%	90,000.00
45450 · Rev - Misc.	0.00			19.79			
45500 · Rev - Charter/Special Event	0.00			2,405.00	0.00	100.0%	0.00
Total 45000 · Revenue	266.00	12,000.00	2.2%	105,270.29	90,000.00	117.0%	90,000.00
47000 · Private Donations							
47100 · Priv. Donation - Foundations	0.00	1,100.00	0.0%	10,100.00	11,000.00	91.8%	11,000.00
Total 47000 · Private Donations	0.00	1,100.00	0.0%	10,100.00	11,000.00	91.8%	11,000.00
48000 · Transfers							
48400 · Transfer - Housing Fund	833.26	833.26	100.0%	10,000.00	10,000.00	100.0%	10,000.00
Total 48000 · Transfers	833.26	833.26	100.0%	10,000.00	10,000.00	100.0%	10,000.00
49000 · Interest Income	2,558.62	250.00	1,023.4%	12,273.55	3,000.00	409.1%	3,000.00
49800 · Excess Operating Funds	0.00	60,000.00	0.0%	0.00	60,000.00	0.0%	60,000.00
Total Income	369,488.44	517,760.44	71.4%	4,208,624.51	4,188,287.33	100.5%	4,188,287.33
Gross Profit	369,488.44	517,760.44	71.4%	4,208,624.51	4,188,287.33	100.5%	4,188,287.33
Expense							
51000 · Payroll Expenses							
51100 · Salaries and Wages	151,215.77	165,000.00	91.6%	2,122,178.14	2,129,883.00	99.6%	2,129,883.00
51300 · FICA Expense	9,066.82	9,900.00	91.6%	128,786.06	129,270.00	99.6%	129,270.00
51350 · Medicare Tax Expense	2,120.41	2,310.00	91.8%	30,119.33	30,160.00	99.9%	30,160.00
51400 · Retirement Plan Expenses	41,890.73	40,000.00	104.7%	169,680.37	160,000.00	106.1%	160,000.00
51500 · Workers Comp Expense	0.00	0.00	0.0%	43,789.00	60,000.00	73.0%	60,000.00
51600 · SUI Expense	478.13	1,150.00	41.6%	8,151.54	15,080.00	54.1%	15,080.00
51700 · Medical Ins. Expense	32,416.90	33,750.00	96.1%	366,086.54	405,000.00	90.4%	405,000.00
51950 · Employee Performance Bonus	2,000.00	0.00	100.0%	31,304.50	24,620.00	127.2%	24,620.00
Total 51000 · Payroll Expenses	239,188.76	252,110.00	94.9%	2,900,095.48	2,954,013.00	98.2%	2,954,013.00
52000 · Insurance Expense							
52100 · Ins. - Vehicles	11,282.70	11,282.63	100.0%	135,392.00	135,392.00	100.0%	135,392.00

MRTA - Operations Main Revenue & Expenditures Budget Performance September 2023

	Sep 23	Budget	% of Budget	Oct '22 - Sep 23	YTD Budget	% of Budget	Annual Budget
52150 · Ins- Deductibles/claims	0.00	500.00	0.0%	985.04	6,000.00	16.4%	6,000.00
Total 52000 · Insurance Expense	11,282.70	11,782.63	95.8%	136,377.04	141,392.00	96.5%	141,392.00
53000 · Professional Fees							
53100 · Accounting & Audit	0.00			9,500.00	11,000.00	86.4%	11,000.00
53200 · IT Systems	1,100.00	500.00	220.0%	6,805.00	6,000.00	113.4%	6,000.00
53400 · Legal Fees	302.50	500.00	60.5%	2,666.03	6,000.00	44.4%	6,000.00
53450 · Planning/ Design	983.75			3,594.75			
53475 · Medical	0.00	200.00	0.0%	1,519.00	2,400.00	63.3%	2,400.00
53500 · Other Professional Fees	333.00	1,000.00	33.3%	16,139.41	10,600.00	152.3%	10,600.00
Total 53000 · Professional Fees	2,719.25	2,200.00	123.6%	40,224.19	36,000.00	111.7%	36,000.00
54000 · Equipment/ Tool Expense							
54100 · Shop Equipment/ Tools	9.30	650.00	1.4%	6,311.25	6,000.00	105.2%	6,000.00
54300 · Office Equipment	1,066.89	950.00	112.3%	8,698.10	7,000.00	124.3%	7,000.00
Total 54000 · Equipment/ Tool Expense	1,076.19	1,600.00	67.3%	15,009.35	13,000.00	115.5%	13,000.00
55000 · Rent and Utilities							
55200 · Utilities	1,430.34	1,500.00	95.4%	35,174.50	26,000.00	135.3%	26,000.00
Total 55000 · Rent and Utilities	1,430.34	1,500.00	95.4%	35,174.50	26,000.00	135.3%	26,000.00
56000 · Supplies							
56200 · Janitorial & Safety Supplies	886.61	1,850.00	47.9%	10,116.72	20,000.00	50.6%	20,000.00
56300 · Department & Office Supplies	0.00	600.00	0.0%	3,692.44	5,000.00	73.8%	5,000.00
56400 · Uniforms	391.96	500.00	78.4%	12,078.10	15,000.00	80.5%	15,000.00
56500 · Postage and Delivery	0.00	120.00	0.0%	800.29	1,000.00	80.0%	1,000.00
Total 56000 · Supplies	1,278.57	3,070.00	41.6%	26,687.55	41,000.00	65.1%	41,000.00
57000 · Repairs and Maintenance							
57100 · Equipment Repairs/Maintenance	0.00	310.00	0.0%	1,777.52	3,500.00	50.8%	3,500.00
57200 · Building Repairs/Maintenance	1,249.64	1,500.00	83.3%	26,614.13	18,000.00	147.9%	18,000.00
57250 · Bus Stop Repairs/Maint	0.00	870.00	0.0%	7,992.64	10,000.00	79.9%	10,000.00
57300 · Grounds Repairs/Maintenance	392.50	740.00	53.0%	18,333.69	8,000.00	229.2%	8,000.00
57500 · Janitorial Services	744.00	625.00	119.0%	8,174.50	7,500.00	109.0%	7,500.00
Total 57000 · Repairs and Maintenance	2,386.14	4,045.00	59.0%	62,892.48	47,000.00	133.8%	47,000.00
58000 · Communications Expense							
58100 · Office Phone Expense	330.07	420.00	78.6%	4,006.65	4,600.00	87.1%	4,600.00
58200 · Cell & Two-Way Mobile	1,738.53	1,475.00	117.9%	16,705.44	17,700.00	94.4%	17,700.00
58300 · Internet/Website	790.71	870.00	90.9%	6,962.24	10,000.00	69.6%	10,000.00
58400 · On-Board Vehicle Computers	0.00			13,505.00			
Total 58000 · Communications Expense	2,859.31	2,765.00	103.4%	41,179.33	32,300.00	127.5%	32,300.00
59000 · Travel and Training							
59100 · Vehicle/Airfare	319.79	725.00	44.1%	3,888.95	8,700.00	44.7%	8,700.00
59200 · Lodging	3,228.16	580.00	556.6%	8,397.78	6,080.00	138.1%	6,080.00
59300 · Food/Meals/Entertainment	555.10	350.00	158.6%	1,933.20	3,650.00	53.0%	3,650.00
59400 · Training/Education	0.00	1,140.00	0.0%	26,037.86	41,140.00	63.3%	41,140.00
59500 · Safety Curriculum	0.00	0.00	0.0%	0.00	520.00	0.0%	520.00
Total 59000 · Travel and Training	4,103.05	2,795.00	146.8%	40,257.79	60,090.00	67.0%	60,090.00
60000 · Business Expenses							
60100 · Vehicle Registration Fees	0.00	95.00	0.0%	301.07	700.00	43.0%	700.00
60400 · Membership,Dues & Subscriptions	2,317.89	1,000.00	231.8%	25,670.41	21,500.00	119.4%	21,500.00
60500 · Bank Fees	0.00	60.00	0.0%	133.74	500.00	26.7%	500.00
60700 · Bad Debt	0.00			2,500.00			
Total 60000 · Business Expenses	2,317.89	1,155.00	200.7%	28,605.22	22,700.00	126.0%	22,700.00
61000 · Advertising							
61100 · Print Advertising	1,108.71	2,709.00	40.9%	20,308.80	27,459.00	74.0%	27,459.00

MRTA - Operations Main Revenue & Expenditures Budget Performance September 2023

	Sep 23	Budget	% of Budget	Oct '22 - Sep 23	YTD Budget	% of Budget	Annual Budget
61200 · Radio Advertising	0.00	350.00	0.0%	0.00	2,550.00	0.0%	2,550.00
61300 · Online Advertising	253.63	200.00	126.8%	3,321.06	2,400.00	138.4%	2,400.00
61400 · Vehicle Graphics	712.00	620.00	114.8%	3,494.32	7,000.00	49.9%	7,000.00
Total 61000 · Advertising	2,074.34	3,879.00	53.5%	27,124.18	39,409.00	68.8%	39,409.00
62000 · Marketing and Promotion							
62100 · Info. Displays-Stop Signage	551.25	370.00	149.0%	2,121.54	4,000.00	53.0%	4,000.00
62200 · Graphic Design	815.00	620.00	131.5%	6,246.50	7,000.00	89.2%	7,000.00
62300 · SRTS Promotional Items	0.00	870.00	0.0%	594.08	10,000.00	5.9%	10,000.00
62400 · Customer Events and Misc.	0.00	120.00	0.0%	0.00	1,000.00	0.0%	1,000.00
62500 · Staff Appreciation/ Events	119.49	500.00	23.9%	7,750.41	10,000.00	77.5%	10,000.00
Total 62000 · Marketing and Promotion	1,485.74	2,480.00	59.9%	16,712.53	32,000.00	52.2%	32,000.00
63000 · Printing and Reproduction							
63100 · Copies, Passes & Flyers	84.42	250.00	33.8%	2,432.47	3,000.00	81.1%	3,000.00
63200 · Schedules, Maps & Brochures	0.00	0.00	0.0%	16,024.83	12,000.00	133.5%	12,000.00
Total 63000 · Printing and Reproduction	84.42	250.00	33.8%	18,457.30	15,000.00	123.0%	15,000.00
64000 · Fuel							
64200 · Petroleum Fuel Expense	20,529.74	37,500.00	54.7%	327,000.38	440,883.33	74.2%	440,883.33
64500 · Electric Fuel Expense	6,766.11	2,500.00	270.6%	48,712.12	30,000.00	162.4%	30,000.00
64000 · Fuel - Other	0.00	0.00	0.0%	0.00	0.00	0.0%	0.00
Total 64000 · Fuel	27,295.85	40,000.00	68.2%	375,712.50	470,883.33	79.8%	470,883.33
65000 · Vehicle Maintenance							
65100 · Parts Expense							
65150 · Vehicle Maintenance- freight	12.73	300.00	4.2%	315.99	2,500.00	12.6%	2,500.00
65100 · Parts Expense - Other	17,503.18	8,000.00	218.8%	96,377.23	85,000.00	113.4%	85,000.00
Total 65100 · Parts Expense	17,515.91	8,300.00	211.0%	96,693.22	87,500.00	110.5%	87,500.00
65200 · Fluids Expense	10,473.85	3,000.00	349.1%	37,836.24	25,000.00	151.3%	25,000.00
65300 · Tires Expense	3,070.09	4,500.00	68.2%	28,643.67	60,000.00	47.7%	60,000.00
65400 · Purchased Services	65.00	1,200.00	5.4%	10,002.83	10,000.00	100.0%	10,000.00
65500 · Vehicle Computer/Diagnostic	0.00	700.00	0.0%	2,359.99	4,000.00	59.0%	4,000.00
65600 · Vehicle Glass/Windshield Repai	0.00	625.00	0.0%	5,050.79	7,500.00	67.3%	7,500.00
65700 · Shop Supplies	24.87	200.00	12.4%	3,745.90	3,500.00	107.0%	3,500.00
Total 65000 · Vehicle Maintenance	31,149.72	18,525.00	168.1%	184,332.64	197,500.00	93.3%	197,500.00
69500 · Contribution to Fund Balance	60,000.00	60,000.00	100.0%	60,000.00	60,000.00	100.0%	60,000.00
Total Expense	390,732.27	408,156.63	95.7%	4,008,842.08	4,188,287.33	95.7%	4,188,287.33
Net Ordinary Income	-21,243.83	109,603.81	-19.4%	199,782.43	0.00	100.0%	0.00
Net Income	-21,243.83	109,603.81	-19.4%	199,782.43	0.00	100.0%	0.00



Summary of Sub Account Usage

Name	Sub Account Number Ending In	Monthly Spending Cap	Spend This Period
TUCKER VAN LAW	1303	15,000	\$791.54
KIMBERLY MACPHERSON	6405	7,500	\$623.35

Transaction Details

The transactions detailed on this Consolidated Billing Control Account Statement contain transactions made directly to this Control Account plus all transactions made on Sub Accounts. If there were no transactions made by a Sub Account that Sub Account will not appear.

Trans	Post	Reference Number	Description	Credits	Charges
07/19	07/19	74856206836HH2HGF	BRANCH PAYMENT - CHECK THANK YOU	2,324.34	
			TOTAL 4856200370127790 \$2,324.34-		

Transaction Summary For **TUCKER VAN LAW**
Sub Account Number Ending In **1303**

07/03	07/03	24692165R315MTF4B	8X8, INC. 888-898-8733 CA		278.03
07/12	07/12	247554262504E5Z8F	STARBUCKS KETCHUM ID <i>Jerry had an interview w/ a potential employee</i>		8.06
07/14	07/14	2425138660VZDLWH3	KB BURRITOS HAILEY HAILEY ID <i>Ben going away lunch</i>		81.27
07/14	07/14	24137466401JB8W2J	USPS PO 1547750340 KETCHUM ID		11.88
07/19	07/19	24137466901FV18PV	USPS PO 1547750340 KETCHUM ID		1.59
07/19	07/19	24692166831XW178P	WWW COSTCO COM 800-955-2292 WA <i>Paper Towels & Coffee</i>		227.76
07/20	07/20	244921569LSP9DAVT	ADOBE *ACROPRO SUBS 408-536-6000 CA		119.95
07/25	07/25	24137466F01DFR352	USPS PO 1547750340 KETCHUM ID		12.12
07/26	07/26	24692166F2XJVV7T4	WHIRLPOOL STORES 800-901-2042 MI		50.88
			TOTAL \$791.54		
TUCKER VAN LAW / Sub Acct Ending In 1303					

Transaction Summary For **KIMBERLY MACPHERSON**
Sub Account Number Ending In **6405**

07/04	07/04	24427335TM83D95LX	HAILEY GROCERY OUTL HAILEY ID <i>Drinks for OPS safety meeting</i>		5.99
07/05	07/05	24137465V01BB9B3M	USPS PO 1547750340 KETCHUM ID <i>Stamps</i>		189.00
07/12	07/12	240552262V7R1AMNE	SUN VALLEY RETAIL SUN VALLEY ID <i>G. Card for Ben</i>		150.00
07/20	07/20	244921569LSNVR7NR	ADOBE *CREATIVE CLOUD 408-536-6000 CA		34.99
07/25	07/25	24692166E2X92W7ZS	Amazon.com*T61E34DJ2 Amzn.com/bill WA <i>Seat Belt Cutters & Windows Hammer</i>		85.30
07/27	07/27	24137466H01DY8XAM	USPS PO 1547750340 KETCHUM ID		28.75
07/31	07/31	24231686MRBGJ8K76	ALBERTSONS #0130 HAILEY ID		29.30
07/31	07/31	74231686MRBGJ8R39	ALBERTSONS #0130 HAILEY ID <i>> This was charge by mistake, but voided right away</i>		29.30
08/01	08/01	24692166M327EYKHL	YELPINC*855 380 9357 855-380-9357 CA		129.32
			TOTAL \$623.35		
KIMBERLY MACPHERSON / Sub Acct Ending In 6405					

Wells Fargo News

Take advantage of the features that come with Online Banking:

Messages and alerts: Stay informed about your account with updates sent to your email or mobile phone.

Automatic Payments: Never miss a payment, avoid late charges, and protect your credit rating.



Summary of Sub Account Usage

Name	Sub Account Number Ending In	Monthly Spending Cap	Spend This Period
TUCKER VAN LAW	1303	15,000	\$564.32
KIMBERLY MACPHERSON	6405	7,500	\$658.65

Transaction Details

The transactions detailed on this Consolidated Billing Control Account Statement contain transactions made directly to this Control Account plus all transactions made on Sub Accounts. If there were no transactions made by a Sub Account that Sub Account will not appear.

Trans	Post	Reference Number	Description	Credits	Charges
08/16	08/16	74856207436HHB36M	BRANCH PAYMENT - CHECK THANK YOU	1,414.89	
			TOTAL 4856200370127790 \$1,414.89-		

Transaction Summary For **TUCKER VAN LAW**
Sub Account Number Ending In **1303**

08/02	08/03	24013396P0084N91A	BIGWOOD BREAD KETCHUM ID <i>Jamie & Jerry Met w/a new hire</i> →		66.34
08/03	08/03	24692166P33LG98QN	8X8, INC. 888-898-8733 CA		278.03
08/04	08/04	24692166R34SDJ5KX	SQ *WIENHOFF DRUG TESTING gosq.com ID <i>Drugtesting Class for Ops Coordinator</i> →		100.00
08/21	08/21	244921579LYQSZL2D	ADOBE *ACROPRO SUBS 408-538-6000 CA		119.95
			TOTAL \$564.32		
TUCKER VAN LAW / Sub Acct Ending In 1303					

Transaction Summary For **KIMBERLY MACPHERSON**
Sub Account Number Ending In **6405**

08/01	08/03	24801976NTQXXP7W3	ANNUVIA 800-233-6895 WI		252.72
08/02	08/03	24231686PFBGJ5Q8G	ALBERTSONS #0130 HAILEY ID <i>Drinks for safety meeting</i> →		12.70
08/03	08/03	24164076P2LRFLLVP	TARGET 00006999 TWIN FALLS ID <i>supplies & storage binder</i> →		25.18
08/03	08/03	24269796R00Y3SLGP	JIMMY JOHNS - 1700 TWIN FALLS ID <i>lunch / ICRMP meeting</i>		46.51
08/11	08/11	24906416Z57Y3X802	DNH*GODADDY.COM 480-5058855 AZ		10.17
08/15	08/15	24137467401QLXMZL	USPS PO 1547750340 KETCHUM ID		5.70
08/16	08/16	24793387400MXEEZ0	Idaho State Council of Boise ID <i>Idaho Employment Law Conference</i> →		250.00
08/20	08/20	244921578LYQBD7N0	ADOBE *CREATIVE CLOUD 408-538-6000 CA		34.99
08/24	08/24	24000977Q93D6DFKZ	THE UPS STORE 2444 208-7266896 ID		19.09
08/24	08/24	24137467D01BWSRLA	USPS PO 1547750340 KETCHUM ID		1.59
			TOTAL \$658.65		
KIMBERLY MACPHERSON / Sub Acct Ending In 6405					

Wells Fargo News

Take advantage of the features that come with Online Banking:

Messages and alerts: Stay informed about your account with updates sent to your email or mobile phone.

Automatic Payments: Never miss a payment, avoid late charges, and protect your credit rating.

MRTA - Work Force Housing Fund Account QuickReport - Mountain West Bank

As of September 30, 2023

Type	Date	Num	Name	Memo	Amount	Balance
11100 - Mountain West Checking						26,920.62
Bill Pmt -Check	07/04/2023	1075	Clear Creek Disposal	1327	-50.14	26,870.48
Bill Pmt -Check	07/05/2023	ACH	Intermountain Gas Company 3000 7	14197700-001-9	-93.46	26,777.02
Deposit	07/06/2023			Deposit	550.00	27,327.02
Bill Pmt -Check	07/10/2023	1076	City of Ketchum	1269	-219.25	27,107.77
Bill Pmt -Check	07/26/2023	ACH	Idaho Power	Acct #2204788885	-173.70	26,934.07
Bill Pmt -Check	07/31/2023	ACH	Intermountain Gas Company 3000 7	14197700-001-9	-61.00	26,873.07
Bill Pmt -Check	07/31/2023	1077	Clear Creek Disposal	1327	-48.57	26,824.50
Bill Pmt -Check	07/31/2023	1078	Magic Services LLC		-7,319.22	19,505.28
Deposit	07/31/2023			Deposit	550.00	20,055.28
Deposit	07/31/2023			Interest	1.08	20,056.36
Deposit	08/04/2023			Deposit	550.00	20,606.36
Bill Pmt -Check	08/08/2023	1079	City of Ketchum	1269	-213.47	20,392.89
Deposit	08/24/2023			Deposit	305.00	20,697.89
Deposit	08/29/2023			Deposit	550.00	21,247.89
Bill Pmt -Check	08/30/2023	ACH	Idaho Power	Acct #2204788885	-184.44	21,063.45
Deposit	08/31/2023			Interest	0.97	21,064.42
Bill Pmt -Check	09/04/2023	ACH	Operations Account		-10,000.00	11,064.42
Bill Pmt -Check	09/04/2023	1080	AC Houston Lumber		-2.39	11,062.03
Bill Pmt -Check	09/04/2023	1081	Clear Creek Disposal	1327	-48.57	11,013.46
Bill Pmt -Check	09/04/2023	ACH	Intermountain Gas Company 3000 7	14197700-001-9	-46.30	10,967.16
Deposit	09/05/2023			Deposit	7,725.00	18,692.16
Deposit	09/05/2023			Deposit	550.00	19,242.16
Bill Pmt -Check	09/12/2023	1082	City of Ketchum	1269	-219.25	19,022.91
Bill Pmt -Check	09/12/2023	1083	Edgardo Mancera		-1,100.00	17,922.91
Bill Pmt -Check	09/18/2023	ACH	Idaho Power	Acct #2204788885	-159.70	17,763.21
Bill Pmt -Check	09/18/2023	1084	AC Houston Lumber		-8.98	17,754.23
Deposit	09/25/2023			Deposit	550.00	18,304.23
Bill Pmt -Check	09/25/2023	1085	BOZZUTO'S FURNITURE & APPLIAN...		-950.00	17,354.23
Deposit	09/30/2023			Interest	0.82	17,355.05
Total 11100 - Mountain West Checking					-9,565.57	17,355.05
TOTAL					-9,565.57	17,355.05

MRTA - Work Force Housing Fund

Balance Sheet

10/24/23

As of September 30, 2023

Accrual Basis

	<u>Sep 30, 23</u>
ASSETS	
Current Assets	
Checking/Savings	
11100 · Mountain West Checking	17,355.05
11600 · LGIP Work Force Housing Acct.	18,412.26
Total Checking/Savings	<u>35,767.31</u>
Accounts Receivable	
11800 · Accounts Receivable	-550.00
Total Accounts Receivable	<u>-550.00</u>
Total Current Assets	<u>35,217.31</u>
TOTAL ASSETS	<u>35,217.31</u>
LIABILITIES & EQUITY	
Liabilities	
Current Liabilities	
Accounts Payable	
20500 · Accounts Payable	328.33
Total Accounts Payable	<u>328.33</u>
Other Current Liabilities	
28500 · Deferred Revenue-Pre-Paid Rent	5,600.00
Total Other Current Liabilities	<u>5,600.00</u>
Total Current Liabilities	<u>5,928.33</u>
Total Liabilities	5,928.33
Equity	
30000 · Opening Bal Equity	15,000.00
32000 · Retained Earnings	7,827.06
Net Income	6,461.92
Total Equity	<u>29,288.98</u>
TOTAL LIABILITIES & EQUITY	<u>35,217.31</u>

MRTA - Work Force Housing Fund Revenue & Expenditures Budget Performance

July through September 2023

	Jul - Sep 23	Budget	% of Budget	Oct '22 - Sep 23	YTD Budget	% of Budget	Annual Budget
Ordinary Income/Expense							
Income							
45000 · Revenue							
45300 · Rev - Housing Units							
45350 · Apartment Rent	7,825.00	8,100.00	96.6%	32,125.00	32,400.00	99.2%	32,400.00
Total 45300 · Rev - Housing Units	7,825.00	8,100.00	96.6%	32,125.00	32,400.00	99.2%	32,400.00
45400 · Rev - Laundry	305.00	400.00	76.3%	859.25	700.00	122.8%	700.00
Total 45000 · Revenue	8,130.00	8,500.00	95.6%	32,984.25	33,100.00	99.7%	33,100.00
49000 · Interest Earned	232.00	28.00	828.6%	712.67	100.00	712.7%	100.00
Total Income	8,362.00	8,528.00	98.1%	33,696.92	33,200.00	101.5%	33,200.00
Expense							
55000 · Rent and Utilities							
55200 · Utilities	1,483.33	1,200.00	123.6%	7,703.43	6,700.00	115.0%	6,700.00
Total 55000 · Rent and Utilities	1,483.33	1,200.00	123.6%	7,703.43	6,700.00	115.0%	6,700.00
57000 · Repairs and Maintenance							
57100 · Equipment Repairs/Maintenance	0.00	192.00	0.0%	0.00	750.00	0.0%	750.00
57200 · Building Repairs/Maintenance	9,380.59	3,750.00	250.1%	9,406.57	15,000.00	62.7%	15,000.00
57400 · Elevator Expense	0.00	192.00	0.0%	125.00	750.00	16.7%	750.00
Total 57000 · Repairs and Maintenance	9,380.59	4,134.00	226.9%	9,531.57	16,500.00	57.8%	16,500.00
69000 · Transfer out to Operations Acct	2,499.94	2,499.94	100.0%	10,000.00	10,000.00	100.0%	10,000.00
Total Expense	13,363.86	7,833.94	170.6%	27,235.00	33,200.00	82.0%	33,200.00
Net Ordinary Income	-5,001.86	694.06	-720.7%	6,461.92	0.00	100.0%	0.00
Net Income	-5,001.86	694.06	-720.7%	6,461.92	0.00	100.0%	0.00

Mountain Rides Staff Report

Date: 11/15/2023

Staff Member: Carlos Tellez

Department: Maintenance, Fleet and Facilities

Department Highlights from the Previous Month:

Maintenance team is fully staff again. We hired a new mechanic that may just fit in with the rest of the maintenance team.

Finally Bus 2208 has arrived. As soon as we finish doing a very thorough inspection making sure all damages got completely repaired, we'll start working on getting it ready to go into service.

Progress on projects/initiatives:

Work continues with several different agencies (Idaho power, Hoist direct, etc) in getting ready for the next steps planning for the new construction.

We have submitted the design review for the new Bellevue building to the HOA in Bellevue, and we are waiting for the approval.

Maintenance team is still working on winter preparedness (ski racks, tires, etc.)

Challenges/ Opportunities:

Maintenance is working with New Flyer in solving the new issue with the battery pack drain caps. The plugs are popping out, which indicates that it is a coolant leak inside the battery pack, but it is just defective caps. Waiting for new updated drain caps.

Mountain Rides Staff Report

Date: 11/15/2023

Staff Member: Kim MacPherson

Department: Outreach and Communications

Department Highlights from the Previous Month:

The "Ski Edition" bus schedule is ready and printed. This version features the Blue Route, Red Route, Bronze Route, Silver Route and Gold Route.

Progress on projects/initiatives:

Getting everything ready for winter: Bus stop signs, schedule, and Ride Guide for Sun Valley Co.
Also, sent the information to SVEA to include in their December newsletter.

Challenges/ Opportunities:

Heading to the National RTAP conference in early December.

Mountain Rides Staff Report

Date: 11/15/2023

Staff Member: Jamie Canfield

Department: Operations

Department Highlights from the Previous Month:

New driver will be trained in time for the upcoming busy season. Safety meeting planned for the weekend of the 18th.

Progress on projects/initiatives:

Drivers are returning for the winter season, and we should have a full roster for the ski season.

Challenges/ Opportunities:

I have started scheduling into the first couple weeks of ski season and we're looking good.

The middle school kids are becoming a problem again and I am addressing the issue by riding the bus with them every day and showing them how to ride the bus without disturbing the other passengers. Meeting with Chris Koch, Vice Principal of the middle school to discuss the problem.

Mountain Rides Staff Report

Date: 11/15/2023

Staff Member: Jerry Garcia

Department: Finance and Administration

Department Highlights from the Previous Month:

Fiscal year 2023 ended and barring something unexpected we will come under total total budgeted expenses by +100k. Excess operating funds can be used for future capital purchases.

Progress on projects/initiatives:

Workman and Company, CPA's, will be at the Bellevue facility November 13th to 15th to complete the Fiscal 2023 year end financial audit.

I will not be attending the November 15th board meeting due to the auditors being on site.

Diesel expenses are very low for October.

We hired Liz Ruiz as Admin Specialist to work in my position as I've been promoted to Manager of Finance & Administration. We are very HAPPY to have Liz join our team.

Challenges/ Opportunities:

Box 160
 Caldwell, Idaho 83606-0160
 (208) 459-6363
 800-669-8476



Box 5159
 Twin Falls, Idaho 83303-5159
 (208) 733-7033
 800-228-8864

[Click Here to Pay Online](#)

Date 10/31/2022 Re-print Page 1
 Invoice No. 1005524 Acct:7068 AR:38068

MOUNTAIN RIDES TRANSPORTATION DSL
 PO BOX 3091
 KETCHUM ID 83340-3091

Full Invoice Amount **\$12,181.41**

**

Date 10/31/2022 Invoice No. 1005524 Acct No. 7068 AR: 38068 Page 1

Driver	Date	Time	Site	Descriptio	ST	MPG	Odometr	Misc.	Prod	Gallons	Price	Total
Vhcl 420 BUS 420												
TIFFANY	10/17/2022	17:44	KETCHUM		ID	10.1	43,376	1795118	ULSD	34.559	5.00775	173.06
JAMES CA	10/19/2022	17:45	KETCHUM		ID	11.2	43,722	3189536	ULSD	30.969	5.00775	155.09
TIFFANY	10/21/2022	17:55	KETCHUM		ID	10.0	44,066	1795118	ULSD	34.337	4.95775	170.23
MIKE KNU	10/24/2022	17:47	KETCHUM		ID	10.1	44,410	9716380	ULSD	33.963	4.95775	168.38
										133.828		666.76
Vhcl 4002 BUS 2												
VERONICA	10/17/2022	17:11	WOODSIDE		ID	5.4	2,223	4667119	ULSD	19.714	4.89775	96.55
VERONICA	10/18/2022	17:13	WOODSIDE		ID	5.7	2,334	4667119	ULSD	19.501	4.89775	95.51
VERONICA	10/19/2022	17:12	WOODSIDE		ID	6.0	2,455	4667119	ULSD	20.133	4.89775	98.61
VERONICA	10/20/2022	17:19	WOODSIDE		ID	5.9	2,571	4667119	ULSD	19.561	4.89775	95.80
VERONICA	10/21/2022	17:10	WOODSIDE		ID	6.0	2,686	4667119	ULSD	19.297	4.84775	93.55
VERONICA	10/24/2022	17:08	WOODSIDE		ID	6.1	2,802	4667119	ULSD	18.985	4.84775	92.03
VERONICA	10/25/2022	17:08	WOODSIDE		ID	20.1	3,218	4667119	ULSD	20.731	4.84775	100.50
VERONICA	10/26/2022	17:10	WOODSIDE		ID		3,034	4667119	ULSD	19.433	4.84775	94.21
VERONICA	10/27/2022	17:13	WOODSIDE		ID	16.9	3,351	4667119	ULSD	18.802	4.84775	91.15
RICHARD	10/28/2022	17:12	WOODSIDE		ID		33,268	9716395	ULSD	19.287	5.04775	97.36
VERONICA	10/31/2022	17:08	WOODSIDE		ID		3,386	4667119	ULSD	18.239	5.04775	92.07
										213.683		1047.34
Vhcl 4029 BUS 29												
TEO LEON	10/26/2022	22:34	KETCHUM		ID	6.0	66,597	9716382	ULSD	40.509	4.95775	200.83
ERIKA WI	10/29/2022	22:32	KETCHUM		ID	5.1	66,798	4667118	ULSD	39.341	5.15775	202.91
										79.850		403.74
Vhcl 4030 BUS 30												
TEO LEON	10/18/2022	22:40	KETCHUM		ID		226,735	9716382	ULSD	28.328	5.00775	141.86
TEO LEON	10/20/2022	22:43	KETCHUM		ID	67.8	228,972	9716382	ULSD	32.981	5.00775	165.16
RICHARD	10/22/2022	22:26	KETCHUM		ID		29,171	9716395	ULSD	35.689	4.95775	176.94
TEO LEON	10/24/2022	22:40	KETCHUM		ID		229,370	9716382	ULSD	30.037	4.95775	148.92
TEO LEON	10/28/2022	22:44	KETCHUM		ID	6.9	229,588	9716382	ULSD	31.484	5.15775	162.39
LARA VUL	10/30/2022	22:48	KETCHUM		ID	5.9	229,769	3188152	ULSD	30.922	5.15775	159.49
										189.441		954.76



[Click Here to Pay Online](#)

Date 10/31/2022 Re-print Page 2
 Invoice No. 1005524 Acct:7068 AR:38068

MOUNTAIN RIDES TRANSPORTATION DSL
 PO BOX 3091
 KETCHUM ID 83340-3091

Full Invoice Amount \$12,181.41

Driver	Date	Time	Site	Descriptio	ST	MPG	Odometr	Misc.	Prod	Gallons	Price	Total
Vhcl 4201 BUS 201												
TEO LEON	10/17/2022	22:44	KETCHUM		ID	5.8	158,454	9716382	ULSD	35.363	5.00775	177.09
TEO LEON	10/19/2022	22:41	KETCHUM		ID	6.6	158,654	9716382	ULSD	30.446	5.00775	152.47
TEO LEON	10/21/2022	22:36	KETCHUM		ID	5.2	158,854	9716382	ULSD	38.739	4.95775	192.06
RICHARD	10/23/2022	22:27	KETCHUM		ID		19,053	9716395	ULSD	31.608	4.95775	156.70
TEO LEON	10/25/2022	22:31	KETCHUM		ID		159,251	9716382	ULSD	24.972	4.95775	123.80
TEO LEON	10/31/2022	22:43	KETCHUM		ID	7.3	159,501	9716382	ULSD	34.137	5.15775	176.07
										195.265		978.19
Vhcl 4202 BUS 202												
JERONIMO	10/16/2022	22:38	KETCHUM		ID	8.4	246,951	9716367	ULSD	24.038	5.00775	120.38
DAVID KE	10/17/2022	16:33	KETCHUM		ID	2.8	247,043	9716379	ULSD	33.435	5.00775	167.43
JERONIMO	10/18/2022	20:53	BELLEVUE		ID	6.4	247,240	9716367	ULSD	31.010	4.89775	151.88
ASHELY K	10/19/2022	16:46	KETCHUM		ID	5.6	247,358	4897885	ULSD	21.008	5.00775	105.20
ROB NEST	10/20/2022	20:59	BELLEVUE		ID	9.3	247,554	9716384	ULSD	21.154	4.89775	103.61
GERHARD	10/22/2022	0:48	BELLEVUE		ID	8.7	247,816	9716376	ULSD	30.093	4.84775	145.88
TEO LEON	10/27/2022	22:42	KETCHUM		ID	8.1	248,088	9716382	ULSD	33.469	4.95775	165.93
LARA VUL	10/30/2022	2:35	KETCHUM		ID	9.3	248,207	3188152	ULSD	12.798	5.15775	66.01
										207.005		1026.32
Vhcl 4203 BUS 203												
ROB NEST	10/16/2022	0:02	BELLEVUE		ID	7.7	51,562	9716384	ULSD	47.220	4.89775	231.27
GERHARD	10/16/2022	20:52	BELLEVUE		ID	7.7	51,865	9716376	ULSD	39.398	4.89775	192.96
BRYAN OB	10/17/2022	23:54	BELLEVUE		ID	9.4	52,212	9717372	ULSD	37.000	5.05653	187.09
DAVID KE	10/18/2022	17:03	KETCHUM		ID	7.1	52,410	9716379	ULSD	27.757	5.00775	139.00
JERONIMO	10/19/2022	16:55	KETCHUM		ID	7.0	52,627	9716367	ULSD	31.014	5.00775	155.31
GERHARD	10/20/2022	22:47	KETCHUM		ID	10.8	52,973	9716376	ULSD	31.999	5.00775	160.24
GERHARD	10/20/2022	23:55	BELLEVUE		ID	2.0	52,997	9716376	ULSD	12.001	4.89775	58.78
JERONIMO	10/21/2022	17:00	KETCHUM		ID	9.2	53,191	9716367	ULSD	21.083	4.95775	104.52
GERHARD	10/23/2022	0:47	BELLEVUE		ID	8.0	53,600	9716376	ULSD	51.180	4.84775	248.11
ROB NEST	10/23/2022	23:54	BELLEVUE		ID	10.0	53,944	9716384	ULSD	34.503	4.84775	167.26
DAVID KE	10/24/2022	16:37	KETCHUM		ID	5.0	54,099	9716379	ULSD	31.044	4.95775	153.91
BRYAN OB	10/25/2022	23:50	BELLEVUE		ID	7.0	54,448	9717372	ULSD	50.000	5.05648	252.82
JERONIMO	10/26/2022	17:07	KETCHUM		ID	9.8	54,645	9716367	ULSD	20.187	4.95775	100.08
GERHARD	10/27/2022	22:48	KETCHUM		ID	8.8	54,984	9716376	ULSD	38.349	4.95775	190.12
ROB NEST	10/29/2022	0:52	BELLEVUE		ID	11.5	55,264	9716384	ULSD	24.260	5.05593	122.66
LARA VUL	10/31/2022	20:59	BELLEVUE		ID	5.1	55,438	3188152	ULSD	34.057	5.04775	171.91
										531.052		2636.04



[Click Here to Pay Online](#)

Date 10/31/2022 Re-print Page 3
 Invoice No. 1005524 Acct:7068 AR:38068

MOUNTAIN RIDES TRANSPORTATION DSL
 PO BOX 3091
 KETCHUM ID 83340-3091

Full Invoice Amount \$12,181.41

Driver	Date	Time	Site	Descriptio	ST	MPG	Odometr	Misc.	Prod	Gallons	Price	Total
Vhcl 4204 BUS 204												
GERHARD	10/16/2022	0:50	BELLEVUE		ID	7.9	145,395	9716376	ULSD	51.136	4.89775	250.45
ROB NEST	10/16/2022	23:55	BELLEVUE		ID	16.5	145,737	9716384	ULSD	20.667	5.05618	104.50
JERONIMO	10/17/2022	16:59	KETCHUM		ID		45,933	9716367	ULSD	30.010	5.00775	150.28
BRYAN OB	10/18/2022	23:56	BELLEVUE		ID		146,297	9717372	ULSD	62.000	5.05635	313.49
GERHARD	10/19/2022	23:49	BELLEVUE		ID	7.6	146,640	9716376	ULSD	45.238	4.89775	221.56
JERONIMO	10/20/2022	16:58	KETCHUM		ID	6.9	146,833	9716367	ULSD	28.065	5.00775	140.54
ROB NEST	10/21/2022	23:55	BELLEVUE		ID	8.2	147,200	9716384	ULSD	44.628	4.84775	216.35
ROB NEST	10/22/2022	23:56	BELLEVUE		ID	11.1	147,546	9716384	ULSD	31.201	4.84775	151.25
GERHARD	10/23/2022	20:48	BELLEVUE		ID	7.4	147,845	9716376	ULSD	40.252	4.84775	195.13
BRYAN OB	10/24/2022	23:53	BELLEVUE		ID	7.7	148,191	9717372	ULSD	45.000	5.05639	227.54
LARA VUL	10/25/2022	19:57	SUN VALLEY		ID	3.7	148,299	3188152	ULSD	29.082	5.47722	159.29
ASHELY K	10/26/2022	16:37	KETCHUM		ID	8.7	148,439	4897885	ULSD	16.035	4.95775	79.50
ROB NEST	10/27/2022	20:52	BELLEVUE		ID	11.0	148,635	9716384	ULSD	17.852	4.84775	86.54
JERONIMO	10/28/2022	17:12	KETCHUM		ID	6.5	148,833	9716367	ULSD	30.267	5.15775	156.11
GERHARD	10/30/2022	0:52	BELLEVUE		ID	9.0	149,238	9716376	ULSD	45.001	5.04775	227.15
ROB NEST	10/30/2022	23:53	BELLEVUE		ID	14.3	149,578	9716384	ULSD	23.809	5.15636	122.77
JERONIMO	10/31/2022	17:15	KETCHUM		ID	8.3	149,777	9716367	ULSD	24.065	5.15775	124.12
										584.308		2926.57
Vhcl 4205 BUS 205												
JERONIMO	10/24/2022	17:04	KETCHUM		ID	10.6	162,511	9716367	ULSD	35.017	4.95775	173.61
MIKE KNU	10/25/2022	17:10	KETCHUM		ID	5.5	162,733	9716380	ULSD	40.430	4.95775	200.44
LARA VUL	10/26/2022	22:48	KETCHUM		ID	21.7	163,080	3188152	ULSD	15.996	4.95775	79.30
MIKE KNU	10/27/2022	17:11	KETCHUM		ID	4.1	163,300	9716380	ULSD	53.863	4.95775	267.04
GERHARD	10/28/2022	23:48	BELLEVUE		ID	8.5	163,670	9716376	ULSD	43.366	5.04775	218.90
ROB NEST	10/30/2022	0:00	BELLEVUE		ID	8.8	164,023	9716384	ULSD	39.998	5.04775	201.90
GERHARD	10/30/2022	20:48	BELLEVUE		ID	8.1	164,326	9716376	ULSD	37.458	5.04775	189.08
BRYAN OB	10/31/2022	23:53	BELLEVUE		ID	8.5	164,674	9717372	ULSD	41.001	5.15645	211.42
										307.129		1541.69

Box 160
Caldwell, Idaho 83606-0160
(208) 459-6363
800-669-8476



Box 5159
Twin Falls, Idaho 83303-5159
(208) 733-7033
800-228-8864

[Click Here to Pay Online](#)

Date 10/31/2022 Re-print Page 4
Invoice No. 1005524 Acct:7068 AR:38068

MOUNTAIN RIDES TRANSPORTATION DSL
PO BOX 3091
KETCHUM ID 83340-3091

Full Invoice Amount \$12,181.41

Driver	Date	Time Site	Descriptio	ST	MPG	Odometr	Misc.	Prod	Gallons	Price	Total
--------	------	-----------	------------	----	-----	---------	-------	------	---------	-------	-------

Product	Total Gallons	Average Price	Amount	Federal Tax	State Tax	County Tax	City Tax	Sales Tax	Environ Tax	Total
IDAHO ULSD	2441.561	4.989	11395.75		781.30				4.36	12181.41

*** Re-printed Invoice ***

** Total Purchases This Invoice \$12,181.41



[Click Here to Pay Online](#)

Date 10/31/2023 Re-print Page 1
 Invoice No. 1031109 Acct:7068 AR:38068

MOUNTAIN RIDES TRANSPORTATION DSL
 PO BOX 3091
 KETCHUM ID 83340-3091

Full Invoice Amount **\$513.89**

**

Date 10/31/2023 Invoice No. 1031109 Acct No. 7068 AR: 38068 Page 1

Driver	Date	Time	Site	Descriptio	ST	MPG	Odometr	Misc.	Prod	Gallons	Price	Total
Vhcl 202 BUS 202												
BRYAN OB	10/24/2023	0:17	BELLEVUE		ID	10.4	311,527	9717372	ULSD	29.000	3.96775	115.06
Vhcl 203 BUS 203												
VERONICA	10/23/2023	17:08	WOODSIDE		ID		248	4667119	ULSD	13.323	3.96775	52.86
VERONICA	10/24/2023	17:07	WOODSIDE		ID	8.2	366	4667119	ULSD	14.311	3.96775	56.78
VERONICA	10/25/2023	17:07	WOODSIDE		ID	6.6	475	4667119	ULSD	16.393	3.96775	65.04
										44.027		174.68
Vhcl 4201 BUS 201												
ASHELY K	10/30/2023	15:40	KETCHUM		ID	2.9	201,132	4897885	ULSD	54.969	4.07775	224.15

Product	Total Gallons	Average Price	Amount	Federal Tax	State Tax	County Tax	City Tax	Sales Tax	Environ Tax	Total
IDAHO										
ULSD	127.996	4.015	472.93		40.96					513.89

*** Re-printed Invoice ***

** Total Purchases This Invoice **\$513.89**

Mountain Rides Staff Report

Date: Nov 15, 2023

Staff Member: Wally Morgus, Executive Director

Department: Executive Director / Administration

Department Highlights from the Previous Month:

1) Weekly meetings re: design and details of new Bellevue BEB facility; collaboration includes Carlos Tellez, Eric Humbach, Jerry Garcia, Jolyon Sawrey (architect), and Destry Simpson (owner's rep). Drawings for SBBPOA design review submitted November 6, 2023.

2) Progress on funding (\$40,000) to fund our TWF-NEMT service (first 5+ months of FY24, until anticipated CARES funding is released by ITD-PT); contract is with SLHS Legal Department for final drafting. Anticipate execution of contract on or before Dec 15, 2023.

Progress on projects/initiatives:

Plans/documents for new Bellevue BEB facility submitted for design review to Southern Belle Business Park Owners Association (SBBPOA), Nov 6, 2023. Anticipate SBBPOA approvals, then submittal to City of Bellevue for review, on or before Dec 15, 2023.

88% of fixed route service miles in October 2023 were powered by battery electric: 36,212 battery electric miles; 4,797 diesel fuel miles; 41,009 total service miles.

FY24 Grant Writing in-process:

- 5311 Operating Grant...2-year cycle...FY25 + FY26
- 5339b Bus & Facilities Grants...FY25 + FY26 cycle
- 5311 CARES (via ITD-PT)...one-time distribution of remaining CARES' funds

Goal for Mountain Rides memorialized by inclusion in DRAFT Sustainability Plan for Blaine County:
- ~1,000,000 bus riders per annum by 2030 (currently at ~700,000 riders per annum)

Challenges/ Opportunities:

5311, 5339b, CARES grants.

Design/approvals/construction of new Bellevue BEB facility.

Sustainable funding for the NEMT service to Twin Falls.

RAISE Grant-funded transit infrastructure along SH-75, mid-valley.

Transit infrastructure build-out, including funding for same.

Fleet electrification.

Mobility options for underserved neighborhoods (in the cities and county).

Long-term capital investment plan, including underwriting thereof.

Continuation (or not) of MRTA's zero-fare policy.

Workforce recruiting, hiring, development, compensation, housing.

Optimizing routes, routing, and bus schedules.

MRTA Vision 2030 Long-term Plan



Resolution 2023.11.15-01
Approving Signatories to the Mountain West Bank Accounts

WHEREAS, Mountain Rides Transportation Authority (“MRTA”) retains Mountain West Bank (“MWB”) as provider of banking services:

NOW THEREFORE, The Board of Directors of MRTA finds and resolves that:

1. Persons holding the following positions at MRTA shall be Signatories on bank accounts with MWB:
 - Chair of the Board of Directors
 - Chair of the Finance & Performance Committee
 - Executive Director
 - Director, Communications
 - Director, Fleet, Maintenance, & Facilities
2. The following individuals, who currently hold, and for as long as they hold, the respective positions designated as Signatories, shall be Signatories on bank accounts with Mountain West Bank:
 - Melody Mattson, as Chair of the Board of Directors
 - Tom Blanchard, as Chair of the Finance & Performance Committee
 - Wallace E. Morgus, as Executive Director
 - Kimberly MacPherson, as Director, Communications
 - Carlos Tellez, as Director, Fleet, Maintenance, & Facilities
3. Persons holding positions designated as Signatories may change from time to time. MRTA authorizes MWB from time-to-time to rely on then-current information on MRTA’s website, www.mountainrides.org, to verify the names of persons holding positions designated as Signatories.
4. Separately, all Members of the Board of Directors of MRTA, MRTA’s Director of Finance & Administration, and MRTA’s Manager of Finance & Administration have authority to access MRTA’s banking information; however, unless designated above, have no signing authority on MRTA’s bank accounts.

RESOLUTION APPROVED AND ADOPTED THIS 15th DAY OF NOVEMBER 2023.

MOUNTAIN RIDES TRANSPORTATION AUTHORITY

Melody Mattson
Chair, Board of Directors

Tom Blanchard
Vice Chair, Board of Directors

Mountain Rides Agenda Action Item Summary

Date:

From:

Action Item:

Committee Review: Yes No

Committee Purview:

Previously discussed at board level: Yes No

Recommended Motion:

Fiscal Impact:

Related Policy or Procedural Impact:

Background:

Mountain Rides purchased the low-floor heavy-duty Gillig bus #28 in 2011 using 80% Federal funds and 20% local funds.

Bus #28 has been in service for 12 years and has 467,183 miles on it. Bus #28 had a 12-year FTA useful service life.

The vehicle is beyond useful service life and is getting expensive to maintain. Mountain Rides can dispose of the vehicle without any service impact.

We request the Board's approval for staff's initiating and executing the process for surplusizing Bus #28.



Memo

To: Mountain Rides Board of Directors

From: Carlos Tellez, Director of Fleet, Maintenance, and Facilities

Date: 11/15/2023

Re: Surplussing Bus #28

Mountain Rides purchased the low-floor heavy-duty Gillig bus #28 in 2011 using 80% Federal Funds and 20% local funds.

Bus #28 is 12 years old and has 467,183 miles on it. Bus #28 had a 12-year FTA useful life.

The vehicle is beyond useful service life and is getting expensive to maintain. Mountain Rides can dispose of the vehicle without any service impact.

In November, we are requesting the Board's approval for staff's initiating and executing the process for surplussing Bus #28.

Mountain Rides Agenda Action Item Summary

Date:

Nov 15, 2023

From:

Board of Directors

Action Item:

6. Appoint Treasurer for the Board of Directors

Committee Review:

Yes No

Committee
Purview:

Finance & Performance

Previously
discussed at board
level:

Yes No

Recommended
Motion:

I move to appoint Jerry Garcia as Treasurer of the Mountain Rides Board of Directors, effective immediately.

Fiscal Impact:

Related Policy or
Procedural Impact:

Background:

Jerry Garcia will be replacing Tucker Van Law, who has left Mountain Rides, as Treasurer.

The Finance & Performance Committee deliberated on this appointment at its Nov 1, 2023, meeting, and unanimously concurred with Jerry's appointment.

Mountain Rides Agenda Action Item Summary

Date:

Nov 15, 2023

From:

Board of Directors

Action Item:

7. Appoint Committee for Executive Director's Annual Review

Committee Review:

Yes No

Committee
Purview:

Previously
discussed at board
level:

Yes No

Recommended
Motion:

I move to appoint [Board member names] to a special committee to conduct the Executive Director's annual review.

Fiscal Impact:

Related Policy or
Procedural Impact:

Background:

Mountain Rides Agenda Discussion Item Summary

Date:

Nov 15, 2023

From:

MRTA Board of Directors

Discussion Item:

8. Board of Directors' Officers for 2024

Committee Review:

- yes
- no

Committee Purview:

Fiscal Impact:

Related Policy or Procedural Impact:

MRTA Bylaws

Background:

The Board seeks consensus on the slate of officers for 2024, with said officers to be confirmed via Action Item at the December 2024 Board meeting.

Mountain Rides Agenda Discussion Item Summary

Date:

Nov 15, 2023

From:

MRTA Board of Directors

Discussion Item:

9. Items of Interest

Committee Review:

- yes
- no

Committee Purview:

Fiscal Impact:

Related Policy or Procedural Impact:

Background:

The Members may discuss any item(s) of interest to the Members.